



Head Office(Sales Office)  
11F, GLOBAL R&D CENTER, 477 BUNDANG SUSEO-RO, BUNDANG-GU, SEONGNAM-SI, GYEONGGI-DO, 13553, KOREA

PLEASE CONTACT

2024. FEB

# HX140A L

With EU Stage V Engine Installed



\* Photo may include optional equipment.

Gross Power  
100 kW (134 HP) at 2,200 rpm

Net Power  
98 kW (131 HP) at 2,200 rpm

Bucket Capacity  
0.50 ~ 0.77m<sup>3</sup>

Operating Weight  
14,405kg (31,760lb)



# WHAT'S NEWEST AND BEST

HX140A<sub>L</sub>

## THE BEST PRODUCTIVITY AND FUEL EFFICIENCY

- EU STAGE V Engine **NEW**
- Eco Report **NEW**
- Lifting Mode **NEW**
- IPC(Intelligent Power Control) **Upgrade**
- Fuel Rate Information
- Eco Gauge
- Automatic Engine Shutdown

## NEW EXTERIOR DESIGN FOR ROBUSTNESS AND SAFETY

- Side Protector **Option**
- ROPS Cabin
- FOG Cabin **Option**
- Reinforced Durability of Upper and Lower Structure and Attachments
- Durable Cooling Module
- High-grade (High-pressure) Hoses

## EASY CONTROL AND COMFORTABLE OPERATION

- Key On Init Work Mode **NEW**
- Visibility and Handle Improvement **NEW**
- One Pedal Travel Straight **Option**
- Proportional Auxiliary Hydraulic System **Option**
- 2 Way Proportional RCV & Pedal Control Selection **Option**
- Fine(Cushion/Free) Swing Control **Option**
- Intelligent & Wide Cluster
- Jog Dial Module
- OME(Owner Menu Editing)
- Boom/Arm Speed

## THE ULTIMATE SAFE ENVIRONMENT


- Auto Safety Lock **NEW**
- Electronic Swing Parking System **NEW**
- AAVM Camera System **Option**
- Mirror View Camera **Option**
- Seatbelt Warning Alarm
- Cabin Viscous Mount
- Emergency Engine Stop Switch

## SERVICEABILITY AND TELEMATICS

- Hi MATE **Option**
  - ECD(Engine Connected Diagnostics)
  - Mobile Fleet App
- HCE-DT Air **NEW**
- Longer Lasting Filter
- Improved Routine Maintenance



\* Photo may include optional equipment.

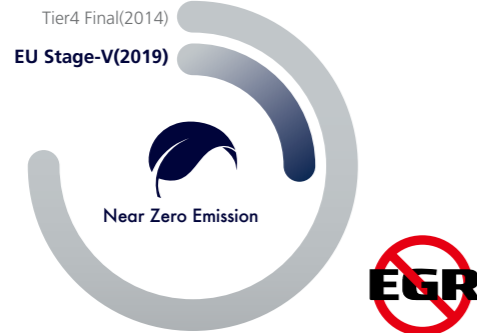


## ► EU STAGE V / EPA TIER 4 FINAL CERTIFIED ENGINE

Cummins F3.8 engine is satisfying the most strict environmental emission regulation in the world (Reduction in PM 60%)

### ✓ EU STAGE V Engine **NEW**

Now in its fourth decade of continuous improvement, the F3.8 for 2019 features an EGR-free design that delivers 3 percent more power and 12 percent more peak torque than the current model. Increased fuel economy and longer maintenance intervals contribute to a reduced cost of operation.



### Lifting Mode **NEW**

This work mode improves fine operability and lift capability through RPM reduction, power boost activation and pump flow control.

### ✓ IPC(Intelligent Power Control) **Upgrade**

HX A Series adopts the upgraded IPC system. It is able to optimize pump flow rate and power at the various working condition through the individual pump control. Furthermore, optimized design of MCV and pipe line minimizes energy loss such as conflux and throttle loss.



## ENVIRONMENTALLY FRIENDLY FUEL EFFICIENCY

### Eco Report **NEW**

It reports the excavator's inefficient operation status and help improving operator's working habit.



### Fuel Rate Information

Fuel information is displayed as average rate and latest fuel consumed for guiding to economy operating.



### Eco Gauge

Gauge level changes in accordance with engine working load and color indicates fuel saving-operation status.



### Automatic Engine Shutdown

Adjustable 'Automatic Engine Shutdown' significantly reduces idle time, overall operating hours and fuel consumption.



# THE BEST PRODUCTIVITY AND FUEL EFFICIENCY

HX A Series is equipped with eco-friendly, high-performance engines that meet the EU Stage V emission requirements.

BETTER FUEL-EFFICIENCY  
(Compared to HX Series at P mode)



\* Photo may include optional equipment.



# NEW EXTERIOR DESIGN FOR ROBUSTNESS AND SAFETY

The true value of HX A Series lies in its durability and high productivity. The robust upper and lower frame structure can endure external shock and heavy work loads. Attachment performance has been proven through rigorous field testing. No matter how tough the working environment is, you can always rely on the HYUNDAI Excavator HX A Series.



\* Photo may include optional equipment.



We make the best performance in rough working conditions without any unsureness with trustworthy HX140A L.

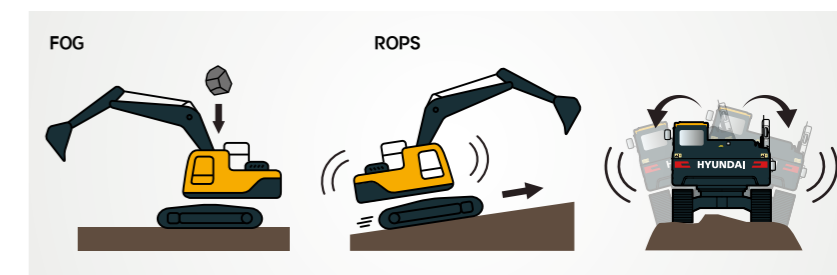


HX A Series is equipment with eco-friendly, high-performance engines that meet the EU Stage V emission requirement. Become a true leader on the ground with HX A Series.

## ✓ ROPS / FOG Cabin

The cabin structure of Hyundai HX A Series is using integrally welded low-stress, high strength steel to meet ROPS and FOG certification.

- ROPS : Roll-Over Protective Structures ISO12117-2
- FOG : Falling Object Guard, ISO10262 Level2 [Option](#)



## ✓ Reinforced Durability of Upper and Lower Structure and Attachments

The upper and lower structure and attachments of HX A Series have higher durability than demanded on the site, as proven through numerous tests including road tests and virtual simulation. The wear resistance of the bucket has been improved by use of new material.



## ✓ Durable Cooling Module

HX A Series has a durable cooling module that passed stringent tests, demonstrating the highest productivity in tough working environments.



## ✓ Side Protector [Option](#)

Protect sides frame during operation in narrow area



## Hi-grade (High-pressure) Hoses

The HX A Series uses high-pressure hoses with improved heat and pressure resistance, greatly increasing the durability of the equipment.

13%

CABIN SPACE FOR DRIVERS  
INCREASED BY



310mm  
340mm



# EASY CONTROL AND COMFORTABLE OPERATION

Many electronic functions are concentrated in the most convenient spot for operators to improve work efficiency. The highly-advanced infotainment system, a product of HCE's intensive information technology development, enables both productivity and comfort while working! HX A Series is designed with the operator in mind.

\* Photo may include optional equipment.

## Intelligent & Wide Cluster

The 8" capacitive-type display (like smartphone display) of HX A Series is delivering excellent legibility. The centralized switches on the display allow convenience of checking the urea level and temperature outside the cabin.

## One Pedal Travel Straight Option

One pedal straight travel is available for customers' convenience when long distance traveling or combination of attachment work with traveling is necessary.



## Proportional Auxiliary Hydraulic System Option

Proportional control switch with better speed control helps operators to enlarge the operation convenience whenever they do time-consuming work. And this function can be switched with pedal valve in cluster setting menu. Newly added detent function allows an operator to continue using 2 way piping flow even if the operator does not keep pressing proportional control switch.

## Jog Dial Module

The integrated jog dial module applies to the accelerator, remote air conditioner controller and operation of the cluster, allowing convenient operation. In the event of failure of the jog dial module, the emergency mode is activated on the cluster to ensure fail-safe function.



## Key On Init Work Mode NEW

Operator can maintain previously set about attachment mode when starting.



## Visibility and Handle Improvement NEW

Visibility through cabin door is improved and handle design on the cabin door is also improved and offers better convenient while operator get on and off the cabin.



## Fine (Cushion/Free) Swing contro Option

This option enables smooth movement at the start and stop of swing operation (Cushion Swing). In addition, it reduces the shaking of the weight when lifting operation (Free Swing).

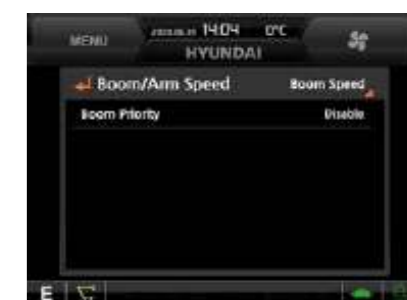
## OME (Owner Menu Editing)

The Owner of machine can restrict operators access the set of functions. In the menu, Owner can set the list of the function to lock or unlock it. It is necessary to input the password to access the set of function.



## Boom/Arm Speed

Boom-up speed compared to swing speed can be adjusted by activating/deactivating boom priority function. Arm-in speed can be also tuned by activating/deactivating arm regeneration function.



## // HX140A L with advanced technology ensures our safety on a construction site. //

HX A Series excavators are products of HCE's spirit of initiative, creativity, and strong drive. HCE engineers, who are the best in the industry, have worked tirelessly to offer a zero-defect product. The new HX A Series reflects customers' needs in the field gleaned by thorough monitoring.

### ✓ Auto Safety Lock **NEW**

It prevents unintended operation. If operator unlock safety lever when RCV lever is pressed, excavator is not controlled by RCV lever.




### Electronic Swing Parking System **NEW**

An electronic valve and control system is applied to improve safety and utilization. The opening and closing time of the swing brake valve is controlled according to the sensing and control system.

### ✓ AAVM(Advanced Around View Monitoring) Camera System **Option**

HX A Series has a state-of-the-art AAVM video camera system to secure field of vision for operators in all directions, thereby preventing accidents. Operators can easily check the workplace in the front and rear and to the right and left.

- **AAVM**(Advanced Around View Monitoring) : Secure field of vision in all directions by ten views including 3D bird's eye view and 2D/4CH view.
- **IMOD**(Intelligent Moving Object Detection) : Inform when people or dangerous objects are detected within the range of operation(recognition distance : 5 m).



### Mirror View Camera **Option**

Simple type mirror view with rear view camera option is available. This option helps the operator cover visual blind spot on the right side.



### Seatbelt Warning Alarm

If the seatbelt is not buckled when the ignition key is turned, an alarm is triggered in intervals along with a continuous visual alert. This emphasises our priority for operator safety.

### Cabin Viscous Mount

With a low-vibration design by the coil spring and damper inside the mount, the cabin viscous mount of HX A Series reduces noise inside the cabin and improves durability, providing a comfortable operation space that lessens operators' fatigue.

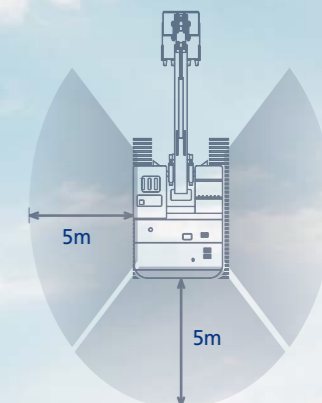
### Emergency Engine Stop Switch

Manual engine stop switch behind the seat is used for emergency stop. It can be reached from outside of cabin.



# THE ULTIMATE SAFE ENVIRONMENT

The true value of HX A Series lies in its durability. The robust frame structure and the attachments show the real value of HX A Series in tough working environments and promise higher productivity.



AAVM Camera System **Option**



\*Photo may include optional equipment.



# SERVICEABILITY AND TELEMATICS

IoT / ICT / AI-based digital technology.

Creating a smart construction site. Maximizes connectivity, productivity, and safety for successful businesses.



\* Photo may include optional equipment.

## Hi MATE

Option

### IT'S CONVENIENT, EASY AND VALUABLE

Hi MATE Hyundai's newly developed remote management system, utilizes GPS-satellite technology to provide customers with the highest level of service and product support available. Hi MATE enables users to remotely evaluate machine performance, access diagnostic information, and verify machine locations at the touch of a button.

### WHAT IS BENEFITS



#### Increase Productivity

It helps you operate machines in efficient. You can check the difference between total engine hours and actual working hours. See how productive your machines are and plan any required cost saving solutions. Hi MATE offers working information such as working / idling hours, fuel consumption and rate.



#### Convenient and Easy Monitoring

There is nothing much to do to monitor your machines. Just log on to the Hi MATE website or mobile application. Hi MATE allows you to watch your machines whenever and wherever you are.



#### Security

Protect your machines from theft or unauthorized usage with Hi MATE. If the machine moves out of the Geo-fence boundary, you will get alerts.

### ✓ ECD(Engine Connected Diagnostics) Option

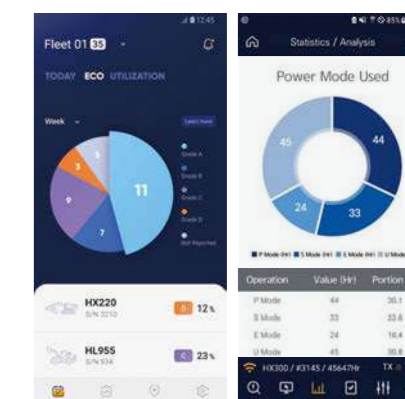
ECD will support the after sales technicians and dealers with a diagnostics report (via e-mail, mobile, app or Hi MATE) on the engine performance. This will help after sales technicians arrive on site with the necessary tools and parts to fix troubles in one visit.

ECD is an integrated remote diagnostics service between Cummins cloud and Hi MATE cloud.



### ➤ Mobile Fleet App. Option

The new Mobile App is optimized to fleet management. It provides productivity, health insights based on telematics technology and enables fleet owner just focus on most wanted equipment in view of economical usage, utilization, fault codes and maintenance. The new Mobile App sorts equipment in order of eco-index, utilization-index and fault code level automatically so that urgent equipment pops up automatically.



Hi MATE Fleet App HCE-DT Air App

### HCE-DT Air NEW

HCE-DT Air connect you and your equipment wirelessly via smartphone and laptop right on site. You can diagnose root causes and troubleshoot for fault codes through the connection.

### 2x Longer Lasting Filter (1,000hr)

The length of product life period is improved from 500 hours to 1,000hours. (when using CK-4 engine oil)

- Engine Oil - Pre-filter
- Engine Oil Filter - Fuel Filter



### Improved Routine Maintenance

Easy access for maintenance means regular checks get done faster, giving you more uptime and reducing operating costs. Ground-line access to filters, lube fittings and master switch makes service more convenient on HX A Series.

HX140A L

# SPECIFICATIONS

ENGINE	
Maker / Model	Cummins F3.8
Type	4-cycle, turbocharged, charge air cooled, electronic
Gross Power (SAE J1995)	100 kW (134 HP) at 2,200 rpm
Net Power (SAE J1349)	98 kW (131 HP) at 2,200 rpm
Max. Power	100 kW (134 HP) at 2,200 rpm
Peak Torque	550 N · m (406 lb · ft) at 1,500 rpm
Displacement	3.8 ℓ (229 cu in)

HYDRAULIC SYSTEM	
MAIN PUMP	
Type	Variable displacement tandem axis piston pumps
Max. Flow	2 × 123.5 ℓ /min (2 × 32.6 U.S. gpm)
PILOT PUMP	
Type	Fixed displacement gear pump single stage
Max. Flow	28.5 ℓ /min (7.5 U.S. gpm)

HYDRAULIC MOTORS	
Travel	Variable displacement axial piston motor
Swing	Two fixed displacement axial piston motor

RELIEF VALVE SETTING	
Implement Circuits	350 kgf/cm <sup>2</sup> (4,980 psi)
Travel	350 kgf/cm <sup>2</sup> (4,980 psi)
Power Boost (Boom, Arm, Bucket)	380 kgf/cm <sup>2</sup> (5,410 psi)
Swing Circuit	280 kgf/cm <sup>2</sup> (3,990 psi)
Pilot Circuit	40 kgf/cm <sup>2</sup> (569 psi)
Service Valve	Installed

HYDRAULIC CYLINDERS	
No. of Cylinder Bore X Stroke	Boom : 2-∅105 × 1,080 mm
	Arm : ∅115 × 1,108 mm
	Arm(2PCS) : ∅115 × 1,138 mm
	Bucket : ∅100 × 900 mm
	Blade : 2-∅100 × 250 mm
	2PCS 1st : 2-∅105 × 975 mm 2nd : 1-∅145 × 613 mm

\* Hyundai Bio Hydraulic Oil (HBHO) available.

DRIVES & BRAKES		
Drive Method	Fully hydrostatic type	
Drive Motor	Axial piston motor, in-shoe design	
Reduction System	Planetary reduction gear	
Max. Drawbar Pull	HX140A L	HX140A HW
	12,670 kgf (27,930 lbf)	16,660 kgf (36,730)
Max. Travel Speed (High / Low)	3.2 km/hr (2.0 mph)	2.4 km/hr (1.5 mph)
	5.5 km/hr (3.4 mph)	4.3 km/hr (2.7 mph)
Gradeability	35° (70%)	
Parking Brake	Multi wet disc	

CONTROL	
Pilot pressure operated joysticks and pedals with detachable lever provide almost effortless and fatigueless operation.	
Pilot Control	Two joysticks with one safety lever (LH) : Swing and arm, (RH) : Boom and bucket
Traveling and Steering	Two levers with pedals
Engine Throttle	Electric, Dial type

SWING SYSTEM	
Swing Motor	Fixed displacement axial piston motor
Swing Reduction	Planetary reduction gear
Swing Bearing Lubrication	Grease-bathed
Swing Brake	Multi wet disc
Swing Speed	11.4 rpm

SERVICE CAPACITIES		
	liter	US gal
Fuel Tank	270	71.3
Engine Coolant	21	5.5
Engine Oil	12	3.2
Swing Device	3.5	0.9
Final Drive (Each)	2.3	0.6
Hydraulic System (Including Tank)	210	55.5
Hydraulic Tank	120	31.7
Def/Adblue®	35	9.2

UNDERCARRIAGE			
The X-leg type center frame is integrally welded with reinforced box-section track frames. The undercarriage includes lubricated rollers, idlers, track adjusters with shock absorbing springs and sprockets, and a track chain with double or triple grouser shoes.			

Center Frame	X - Leg Type		
Track Frame	Pentagonal Box Type		
	HX140AL(D)	HX140A HW	
		700/800 mm	900 mm
		Triple grouser	Triple grouser
No. of Shoes on Each Side	46	47	47
No. of Carrier Roller	2 x 1	2 x 2	2 x 2
No. of Track Roller	2 x 7	2 x 7	2 x 7
No. of Rail Guard	2 x 1	Full Rail Guard	2 x 2

OPERATING WEIGHT (APPROXIMATE)	
Operating weight, including 4,600 mm (15' 1") boom, 2,500 mm (8' 2") arm, SAE heaped 0.59 m <sup>3</sup> (0.77 yd <sup>3</sup> ) bucket, lubricant, coolant, full fuel tank, full hydraulic tank, and all standard equipments.	

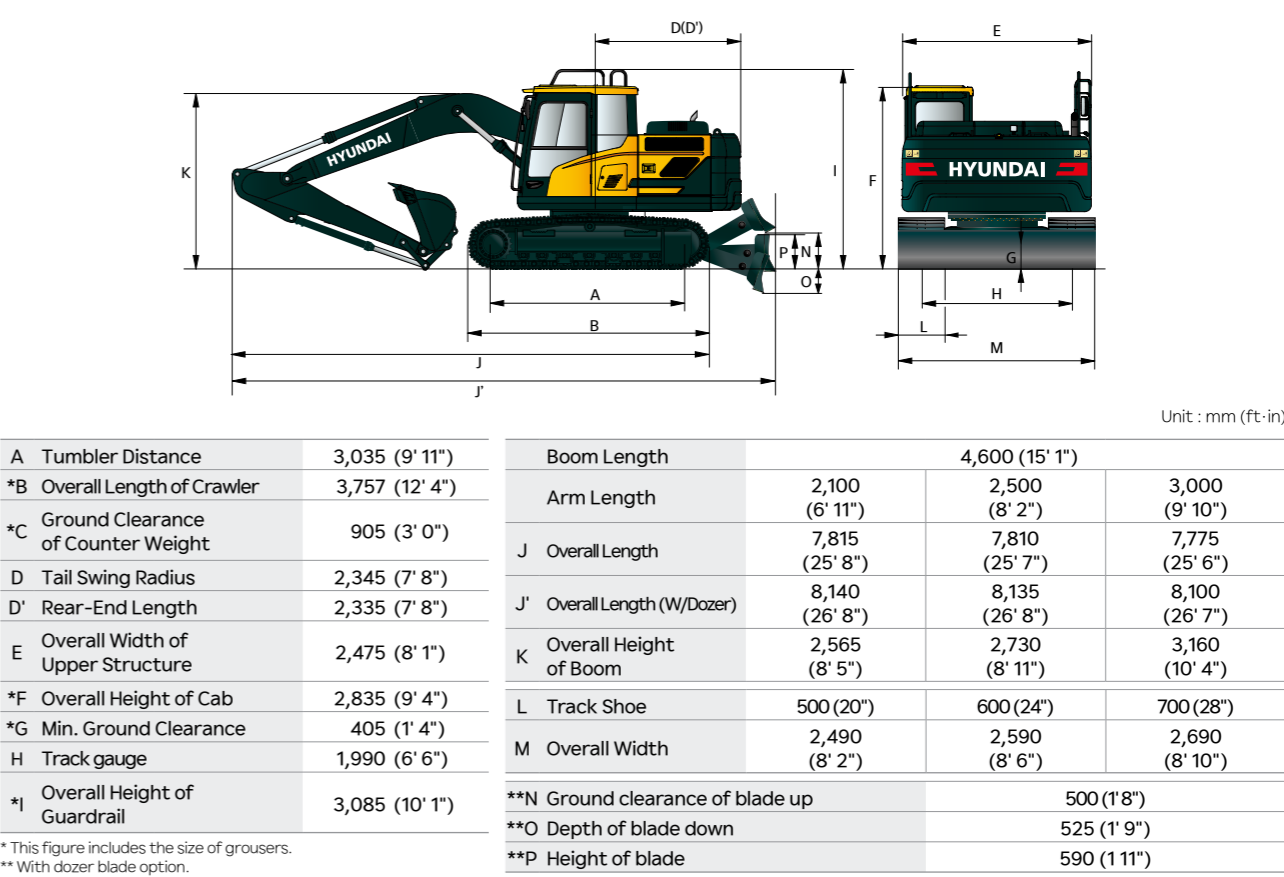
OPERATING WEIGHT		Operating Weight		Ground Pressure
Shoes		kg (lb)		kgf / cm <sup>2</sup> (psi)
Type	Width mm(in)			
Triple Grouser	500 (20")	HX140AL	14,200 (31,310)	0.44 (6.23)
		HX140AL Dozer	15,015 (33,100)	0.46 (6.59)
		HX140A L Dozer	15,230 (33,580)	0.39 (5.56)
	600 (24")	HX140AL	14,625 (32,240)	0.32 (4.58)
		HX140AL Dozer	15,460 (34,080)	0.34 (4.84)
		HX140A HW	17,225 (37,970)	0.37 (5.32)
	700 (28")	HX140AL	14,625 (32,240)	0.32 (4.58)
	800 (32")	HX140A HW	17,460 (38,490)	0.33 (4.72)
		HX140A HW (Mud)	17,180 (37,880)	0.29 (4.12)
	900 (36")	HX140A HW	17,180 (37,880)	0.29 (4.12)

AIR CONDITIONING SYSTEM	
The air condition system for the machine contains the fluorinated greenhouse gas with global warming potential of R134a. (Global Warming Potential : 1,430) The system hold 0.75kg refrigerant consisting of a CO 2 of 1.07 metric tonnes. For more information, Please refer to the manual.	

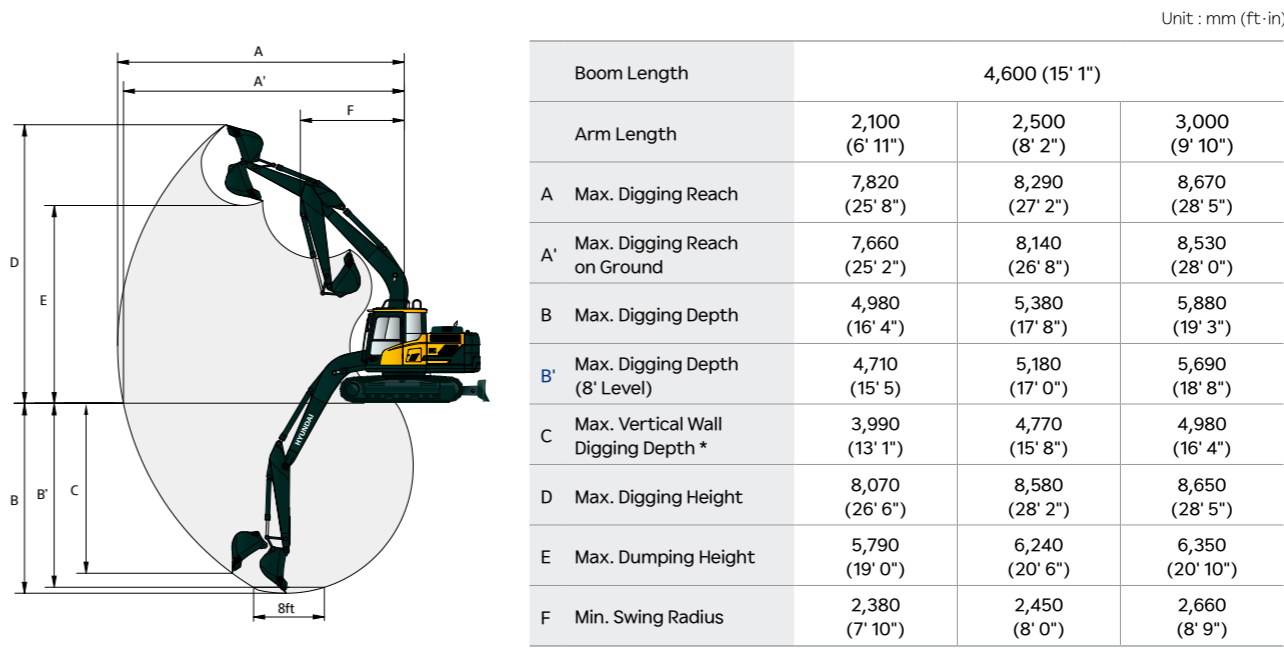
HX140A L

# DIMENSIONS & WORKING RANGE

HX140A L MONO BOOM DIMENSIONS	
4.60 m (15' 1") BOOM and 2.10 m (6' 11"), 2.50 m (8' 2"), 3.00 m (9' 10") ARM	



HX140A L MONO BOOM WORKING RANGE

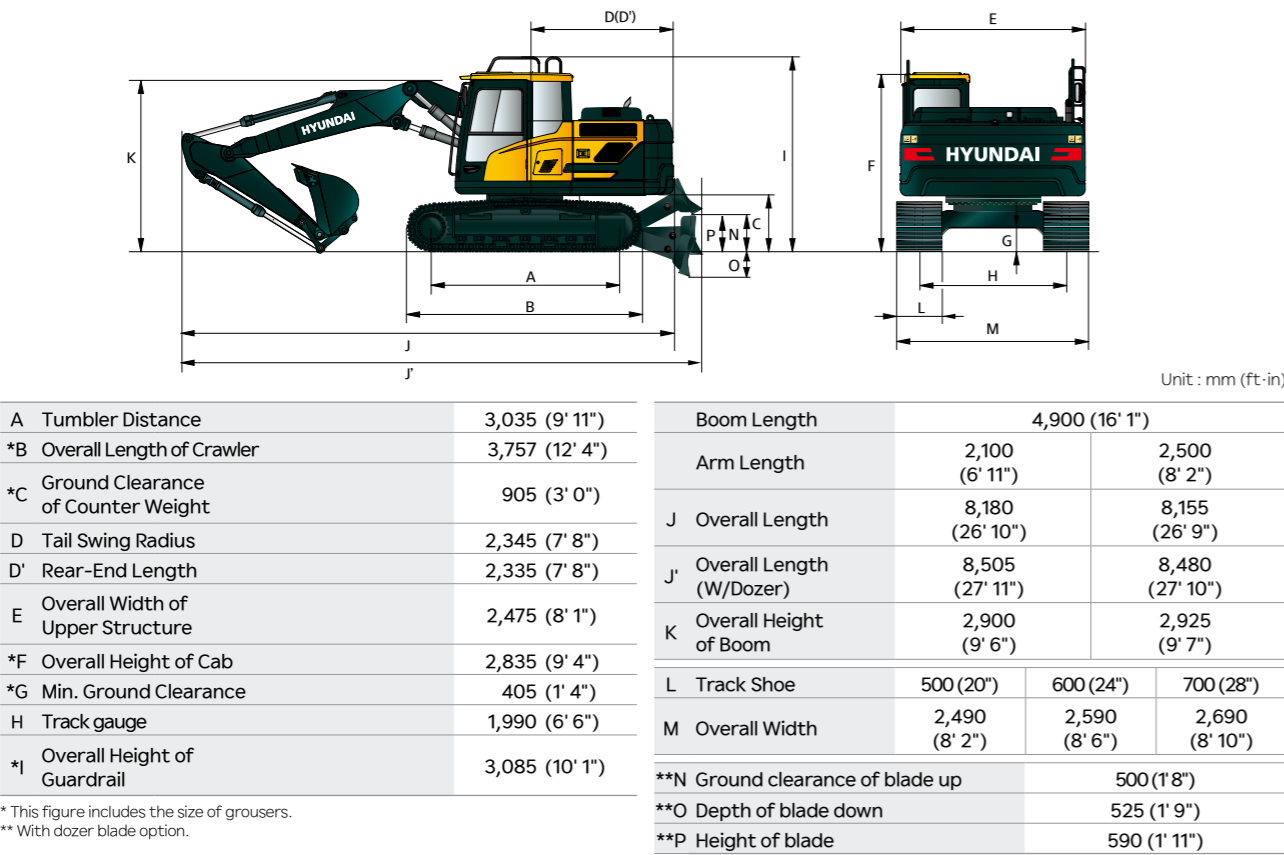


HX140A L

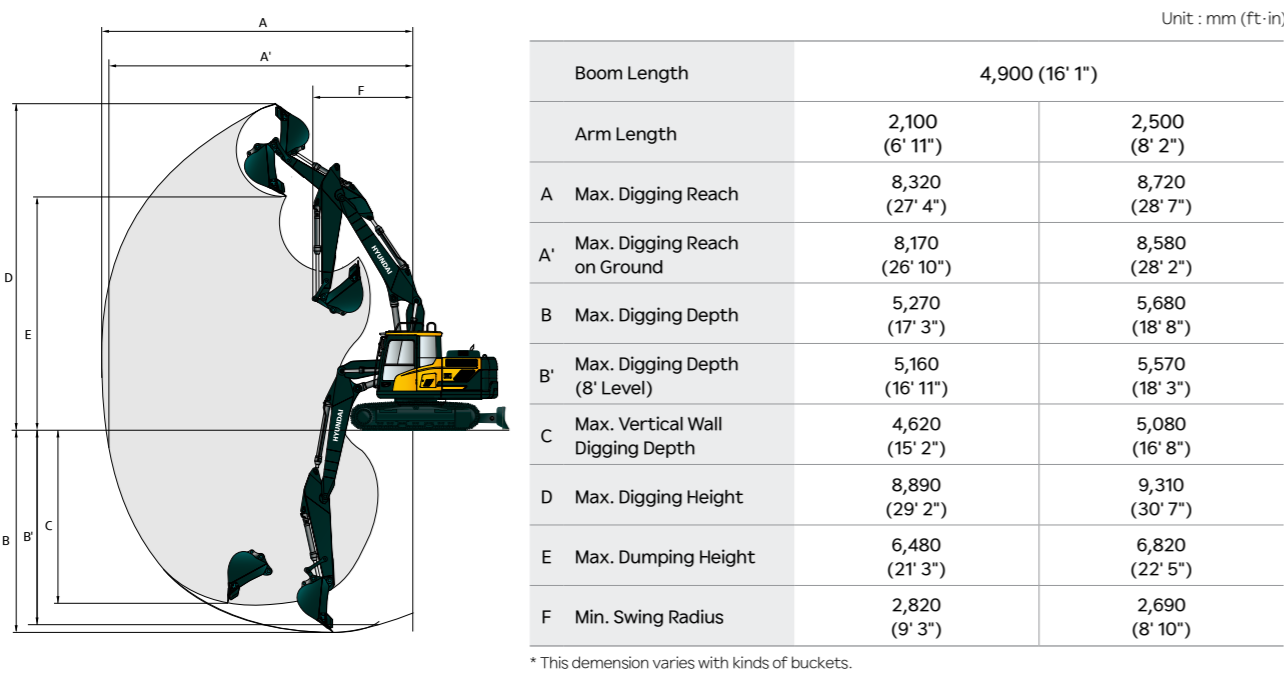
# DIMENSIONS & WORKING RANGE

HX140A L 2-PIECE BOOM DIMENSIONS

4.90 m (16' 1") BOOM and 2.10 m (6' 11"), 2.50 m (8' 2") ARM

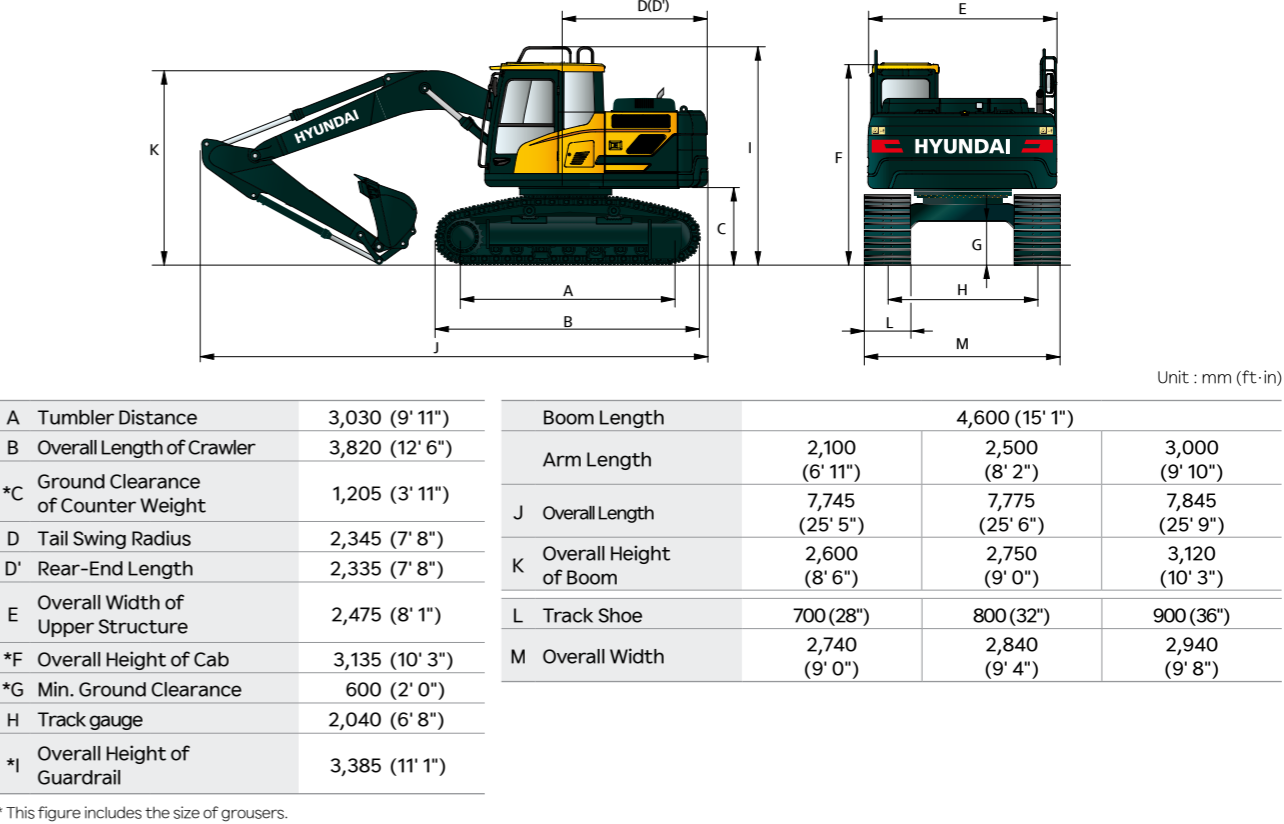


HX140A L 2-PIECE BOOM WORKING RANGE

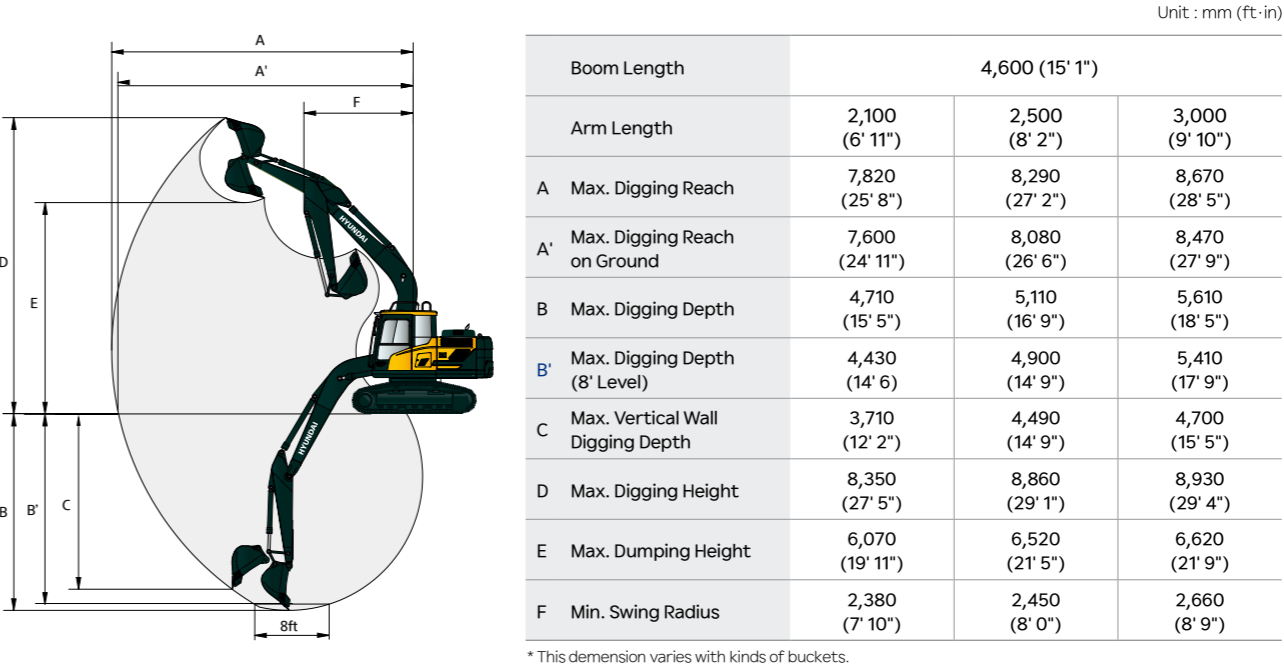


HX140A L HW MONO BOOM DIMENSIONS

4.60 m (15' 1") BOOM and 2.10 m (6' 11"), 2.50 m (8' 2"), 3.00 m (9' 10") ARM



HX140A L HW MONO BOOM WORKING RANGE

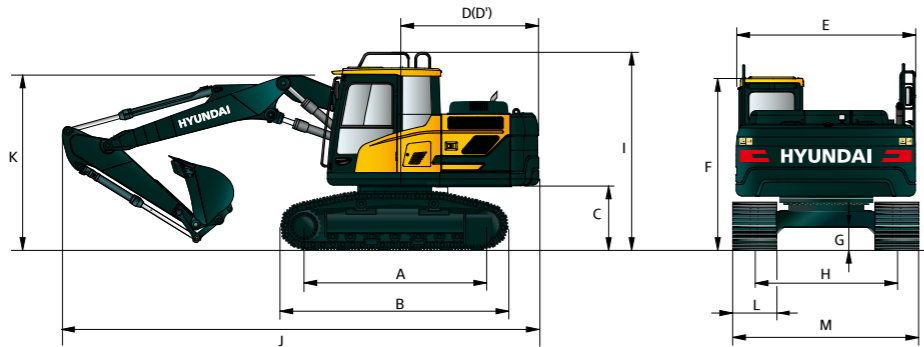


HX140A L

# DIMENSIONS & WORKING RANGE

HX140A L HW 2-PIECE BOOM DIMENSIONS

4.90 m (16' 1") BOOM and 2.10 m (6' 11"), 2.50 m (8' 2") ARM

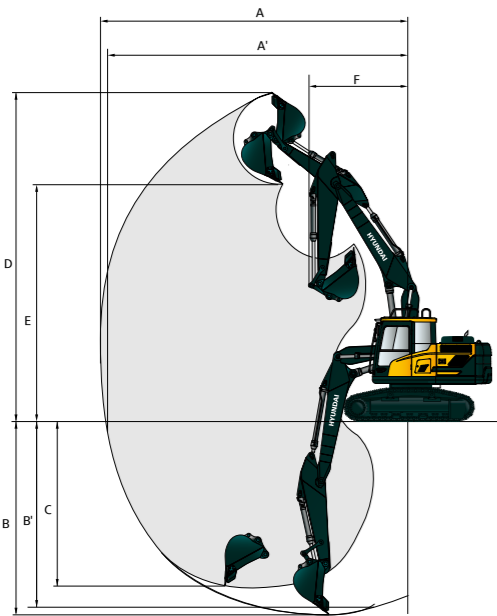


Unit : mm (ft.-in)

A Tumbler Distance	3,030 (9' 11")	Boom Length	4,900 (16' 1")		
*B Overall Length of Crawler	3,820 (12' 6")	Arm Length	2,100 (6' 11")	2,500 (8' 2")	
*C Ground Clearance of Counter Weight	1,205 (3' 11")	J Overall Length	8,180 (26' 10")	8,155 (26' 9")	
D Tail Swing Radius	2,345 (7' 8")	K Overall Height of Boom	2,900 (9' 6")	2,925 (9' 7")	
D' Rear-End Length	2,335 (7' 8")	L Track Shoe	700 (28")	800 (32")	900 (36")
E Overall Width of Upper Structure	2,475 (8' 1")	M Overall Width	2,740 (9' 0")	2,840 (9' 4")	2,940 (9' 8")
*F Overall Height of Cab	3,135 (10' 3")				
*G Min. Ground Clearance	600 (2' 0")				
H Track gauge	2,040 (6' 8")				
*I Overall Height of Guardrail	3,385 (11' 1")				

\* This figure includes the size of grouser.

HX140A L HW 2-PIECE BOOM WORKING RANGE



Unit : mm (ft.-in)

Boom Length	4,900 (16' 1")	
Arm Length	2,100 (6' 11")	2,500 (8' 2")
A Max. Digging Reach	8,320 (27' 4")	8,720 (28' 7")
A' Max. Digging Reach on Ground	8,170 (26' 10")	8,580 (28' 2")
B Max. Digging Depth	5,270 (17' 3")	5,680 (18' 8")
B' Max. Digging Depth (8' Level)	5,160 (16' 11")	5,570 (18' 3")
C Max. Vertical Wall Digging Depth	4,620 (15' 2")	5,080 (16' 8")
D Max. Digging Height	8,890 (29' 2")	9,310 (30' 7")
E Max. Dumping Height	6,480 (21' 3")	6,365 (20' 11")
F Min. Swing Radius	2,820 (9' 3")	2,660 (8' 9")

\* This dimension varies with kinds of buckets.











HX140A L

# LIFTING CAPACITY











Rating over-front Rating over-side or 360 degree

HX140A L MONO BOOM











4.60 m (15' 1") boom, 2.10 m (6' 11") arm equipped with 2,100kg counter weight, 600mm (24") Triple grouser shoe and without Dozer.

Lift-point height (m/ft)		Lift-point radius								At max. reach		
		1.5 m (4.9 ft)		3.0 m (9.8 ft)		4.5 m (14.8 ft)		6.0 m (19.7 ft)		Capacity		Reach
												m (ft)
6.0 m (19.7 ft)	kg					*3,860	*3,860			*3,020	*3,020	4.79
	lb					*8,510	*8,510			*6,660	*6,660	(15.7)
4.5 m (14.8 ft)	kg					*4,350	4,120			*2,830	2,720	5.87
	lb					*9,590	9,080			*6,240	6,000	(19.2)
3.0 m (9.8 ft)	kg			*7,500	7,270	*5,200	3,940	3,870	2,570	*2,880	2,320	6.42
	lb			*16,530	16,030	*11,460	8,690	8,530	5,670	*6,350	5,110	(21.1)
1.5 m (4.9 ft)	kg					5,840	3,730	3,780	2,490	*3,120	2,180	6.59
	lb					12,870	8,220	8,330	5,490	*6,880	4,810	(21.6)
0.0m 0.0ft	kg			*6,970	6,490	5,680	3,590	3,720	2,430	3,390	2,230	6.41
	lb			*15,370	14,310	12,520	7,910	8,200	5,360	7,470	4,920	(21.0)
-1.5 m (-4.9 ft)	kg	*6,030	*6,030	*9,760	6,520	5,650	3,560			3,870	2,520	5.83
	lb	*13,290	*13,290	*21,520	14,370	12,460	7,850			8,530	5,560	(19.1)
-3.0 m (-9.8 ft)	kg			*7,980	6,650	*5,380	3,650			*5,000	3,420	4.72
	lb			*17,590	14,660	*11,860	8,050			*11,020	7,540	(15.5)

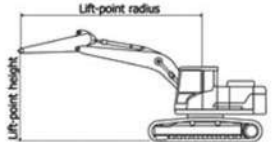
4.60 m (15' 1") boom, 2.10 m (6' 11") arm equipped with 2,100kg counter weight, 600mm (24") Triple grouser shoe and with Dozer up.

Lift-point height (m/ft)		Lift-point radius								At max. reach		
		1.5 m (4.9 ft)		3.0 m (9.8 ft)		4.5 m (14.8 ft)		6.0 m (19.7 ft)		Capacity		Reach
												m (ft)
6.0 m (19.7 ft)	kg lb					*3,860 *8,510	*3,860 *8,510			*3,020 *6,660	*3,020 *6,660	4.79 (15.7)
4.5 m (14.8 ft)	kg lb					*4,350 *9,590	4,320 9,520			*2,830 *6,240	*2,830 *6,240	5.87 (19.2)
3.0 m (9.8 ft)	kg lb			*7,500 *16,530	*7,500 *16,530	*5,200 *11,460	4,130 9,110	3,840 8,470	2,710 5,970	*2,880 *6,350	2,440 5,380	6.42 (21.1)
1.5 m (4.9 ft)	kg lb					5,790 12,760	3,920 8,640	3,750 8,270	2,630 5,800	*3,120 *6,880	2,300 5,070	6.59 (21.6)
0.0m 0.0ft	kg lb			*6,970 *15,370	6,830 15,060	5,640 12,430	3,790 8,360	3,690 8,140	2,570 5,670	3,360 7,410	2,350 5,180	6.41 (21.0)
-1.5 m (-4.9 ft)	kg lb	*6,030 *13,290	*6,030 *13,290	*9,760 *21,520	6,860 15,120	5,610 12,370	3,760 8,290			3,840 8,470	2,660 5,860	5.83 (19.1)
-3.0 m (-9.8 ft)	kg lb			*7,980 *17,590	7,000 15,430	*5,380 *11,860	3,840 8,470			*5,000 *11,020	3,600 7,940	4.72 (15.5)

4.60 m (15' 1") boom, 2.10 m (6' 11") arm equipped with 2,100kg counter weight, 600mm (24") Triple grouser shoe and with Dozer down.

Lift-point height (m/ft)		Lift-point radius								At max. reach		
		1.5 m (4.9 ft)		3.0 m (9.8 ft)		4.5 m (14.8 ft)		6.0 m (19.7 ft)		Capacity		Reach
												m (ft)
6.0 m (19.7 ft)	kg lb					*3,860 *8,510	*3,860 *8,510			*3,020 *6,660	*3,020 *6,660	4.79 (15.7)
4.5 m (14.8 ft)	kg lb					*4,350 *9,590	*4,350 *9,590			*2,830 *6,240	*2,830 *6,240	5.87 (19.2)
3.0 m (9.8 ft)	kg lb			*7,500 *16,530	*7,500 *16,530	*5,200 *11,460	4,510 9,940	*4,400 *9,700	2,950 6,500	*2,880 *6,350	2,660 5,860	6.42 (21.1)
1.5 m (4.9 ft)	kg lb					*6,190 *13,650	4,300 9,480	*4,770 *10,520	2,870 6,330	*3,120 *6,880	2,510 5,530	6.59 (21.6)
0.0m 0.0ft	kg lb			*6,970 *15,370	*6,970 *15,370	*6,760 *14,900	4,160 9,170	*4,990 *11,000	2,810 6,190	*3,640 *8,020	2,570 5,670	6.41 (21.0)
-1.5 m (-4.9 ft)	kg lb	*6,030 *13,290	*6,030 *13,290	*9,760 *21,520	7,680 16,930	*6,620 *14,590	4,130 9,110			*4,770 *10,520	2,910 6,420	5.83 (19.1)
-3.0 m (-9.8 ft)	kg lb			*7,980 *17,590	7,820 17,240	*5,380 *11,860	4,220 9,300			*5,000 *11,020	3,950 8,710	4.72 (15.5)

- 1 | Lifting capacity are based on ISO 10567.  
2 | Lifting capacity of HX Series does not exceed 75% of tipping load with the machine on firm, level ground or 87% of full hydraulic capacity.  
3 | The Lift-point is bucket pivot mounting pin on the arm(without bucket mass).  
4 | (\*) indicates load limited by hydraulic capacity.













HX140A L

LIFTING CAPACITY













HX140A L MONO BOOM











4.60 m (15' 1") boom, 2.10 m (6' 11") arm equipped with 2,400 kg counter weight, 600mm (24") Triple grouser shoe and without Dozer.

Lift-point height (m/ft)		Lift-point radius								At max. reach		
		1.5 m (4.9 ft)		3.0 m (9.8 ft)		4.5 m (14.8 ft)		6.0 m (19.7 ft)		Capacity		Reach
												m (ft)
6.0 m	kg					*3,860	*3,860			*3,020	*3,020	4.79
(19.7 ft)	lb					*8,510	*8,510			*6,660	*6,660	(15.7)
4.5 m	kg					*4,350	4,330			*2,830	*2,830	5.87
(14.8 ft)	lb					*9,590	9,550			*6,240	*6,240	(19.2)
3.0 m	kg			*7,500	*7,500	*5,200	4,150	4,050	2,720	*2,880	2,450	6.42
(9.8 ft)	lb			*16,530	*16,530	*11,460	9,150	8,930	6,000	*6,350	5,400	(21.1)
1.5 m	kg					6,110	3,930	3,960	2,640	*3,120	2,310	6.59
(4.9 ft)	lb					13,470	8,660	8,730	5,820	*6,880	5,090	(21.6)
0.0m	kg			*6,970	6,860	5,950	3,800	3,900	2,580	3,550	2,360	6.41
0.0ft	lb			*15,370	15,120	13,120	8,380	8,600	5,690	7,830	5,200	(21.0)
-1.5 m	kg	*6,030	*6,030	*9,760	6,880	5,920	3,770			4,050	2,670	5.83
(-4.9 ft)	lb	*13,290	*13,290	*21,520	15,170	13,050	8,310			8,930	5,890	(19.1)
-3.0 m	kg			*7,980	7,020	*5,380	3,850			*5,000	3,620	4.72
(-9.8 ft)	lb			*17,590	15,480	*11,860	8,490			*11,020	7,980	(15.5)

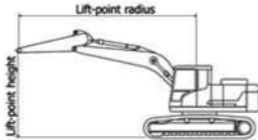
4.60 m (15' 1") boom, 2.10 m (6' 11") arm equipped with 2,400 kg counter weight, 600mm (24") Triple grouser shoe and with Dozer up.

Lift-point height (m/ft)		Lift-point radius								At max. reach		
		1.5 m (4.9 ft)		3.0 m (9.8 ft)		4.5 m (14.8 ft)		6.0 m (19.7 ft)		Capacity		Reach
												m (ft)
6.0 m	kg					*3,860	*3,860			*3,020	*3,020	4.79
(19.7 ft)	lb					*8,510	*8,510			*6,660	*6,660	(15.7)
4.5 m	kg					*4,350	*4,350			*2,830	*2,830	5.87
(14.8 ft)	lb					*9,590	*9,590			*6,240	*6,240	(19.2)
3.0 m	kg			*7,500	*7,500	*5,200	4,340	4,020	2,850	*2,880	2,570	6.42
(9.8 ft)	lb			*16,530	*16,530	*11,460	9,570	8,860	6,280	*6,350	5,670	(21.1)
1.5 m	kg					6,060	4,130	3,930	2,770	*3,120	2,430	6.59
(4.9 ft)	lb					13,360	9,110	8,660	6,110	*6,880	5,360	(21.6)
0.0m	kg			*6,970	*6,970	5,910	3,990	3,870	2,710	3,530	2,490	6.41
0.0ft	lb			*15,370	*15,370	13,030	8,800	8,530	5,970	7,780	5,490	(21.0)
-1.5 m	kg	*6,030	*6,030	*9,760	7,230	5,880	3,960			4,020	2,810	5.83
(-4.9 ft)	lb	*13,290	*13,290	*21,520	15,940	12,960	8,730			8,860	6,190	(19.1)
-3.0 m	kg			*7,980	7,360	*5,380	4,050			*5,000	3,800	4.72
(-9.8 ft)	lb			*17,590	16,230	*11,860	8,930			*11,020	8,380	(15.5)

4.60 m (15' 1") boom, 2.10 m (6' 11") arm equipped with 2,400 kg counter weight, 600mm (24") Triple grouser shoe and with Dozer down.











Lift-point height (m/ft)		Lift-point radius								At max. reach		
		1.5 m (4.9 ft)		3.0 m (9.8 ft)		4.5 m (14.8 ft)		6.0 m (19.7 ft)		Capacity		Reach
												m (ft)
6.0 m	kg					*3,860	*3,860			*3,020	*3,020	4.79
(19.7 ft)	lb					*8,510	*8,510			*6,660	*6,660	(15.7)
4.5 m	kg					*4,350	*4,350			*2,830	*2,830	5.87
(14.8 ft)	lb					*9,590	*9,590			*6,240	*6,240	(19.2)
3.0 m	kg			*7,500	*7,500	*5,200	4,730	*4,400	3,100	*2,880	2,800	6.42
(9.8 ft)	lb			*16,530	*16,530	*11,460	10,430	*9,700	6,830	*6,350	6,170	(21.1)
1.5 m	kg					*6,190	4,520	*4,770	3,020	*3,120	2,640	6.59
(4.9 ft)	lb					*13,650	9,960	*10,520	6,660	*6,880	5,820	(21.6)
0.0m	kg			*6,970	*6,970	*6,760	4,380	*4,990	2,960	*3,640	2,710	6.41
0.0ft	lb			*15,370	*15,370	*14,900	9,660	*11,000	6,530	*8,020	5,970	(21.0)
-1.5 m	kg	*6,030	*6,030	*9,760	8,070	*6,620	4,350			*4,770	3,070	5.83
(-4.9 ft)	lb	*13,290	*13,290	*21,520	17,790	*14,590	9,590			*10,520	6,770	(19.1)
-3.0 m	kg			*7,980	*7,980	*5,380	4,430			*5,000	4,160	4.72
(-9.8 ft)	lb			*17,590	*17,590	*11,860	9,770			*11,020	9,170	(15.5)

- 1 | Lifting capacity are based on ISO 10567.
- 2 | Lifting capacity of HX Series does not exceed 75% of tipping load with the machine on firm, level ground or 87% of full hydraulic capacity.
- 3 | The Lift-point is bucket pivot mounting pin on the arm(without bucket mass).
- 4 | (\*) indicates load limited by hydraulic capacity.













HX140A L MONO BOOM

4.60 m (15' 5") boom, 2.50 m (8' 2") arm equipped with 2,100kg counter weight, 600mm (24") Triple grouser shoe and without Dozer.

Lift-point height (m/ft)		Lift-point radius								At max. reach		
		1.5 m (4.9 ft)		3.0 m (9.8 ft)		4.5 m (14.8 ft)		6.0 m (19.7 ft)		Capacity		Reach
												m (ft)
6.0 m	kg					*3,670	*3,670			*2,180	*2,180	5.42
(19.7 ft)	lb					*8,090	*8,090			*4,810	*4,810	(17.8)
4.5 m	kg					*3,930	*3,930	*3,210	2,650	*2,020	*2,020	6.39
(14.8 ft)	lb					*8,660	*8,660	*7,080	5,840	*4,450	*4,450	(21.0)
3.0 m	kg			*6,610	*6,610	*4,820	3,970	3,880	2,580	*2,010	*2,010	(22.6)
(9.8 ft)	lb			*14,570	*14,570	*10,630	8,750	8,550	5,690	*4,430	*4,430	(21.4)
1.5 m	kg			*7,930	6,750	5,860	3,740	3,780	2,490	*2,120	1,960	7.06
(4.9 ft)	lb			*17,480	14,880	12,920	8,250	8,330	5,490	*4,670	4,320	(23.2)
0.0m	kg			*6,750	6,470	5,680	3,580	3,690	2,410	*2,380	2,000	6.89
0.0ft	lb			*14,880	14,260	12,520	7,890	8,140	5,310	*5,250	4,410	(22.6)
-1.5 m	kg	*4,910	*4,910	*9,970	6,450	5,610	3,520	3,670	2,390	*2,910	2,220	6.36
(-4.9 ft)	lb	*10,820	*10,820	*21,980	14,220	12,370	7,760	8,090	5,270	*6,420	4,890	(20.9)
-3.0 m	kg	*8,760	*8,760	*8,640	6,560	5,660	3,570			*4,220	2,830	5.36
(-9.8 ft)	lb	*19,310	*19,310	*19,050	14,460	12,480	7,870			*9,300	6,240	(17.6)

4.60 m (15' 5") boom, 2.50 m (8' 2") arm equipped with 2,100kg counter weight, 600mm (24") Triple grouser shoe and with Dozer up.

Lift-point height (m/ft)		Lift-point radius								At max. reach		
		1.5 m (4.9 ft)		3.0 m (9.8 ft)		4.5 m (14.8 ft)		6.0 m (19.7 ft)		Capacity		Reach
												m (ft)
6.0 m (19.7 ft)	kg lb					*3,670 *8,090	*3,670 *8,090			*2,180 *4,810	*2,180 *4,810	5.42 (17.8)
4.5 m (14.8 ft)	kg lb					*3,930 *8,660	*3,930 *8,660	*3,210 *7,080	2,780 6,130	*2,020 *4,450	*2,020 *4,450	6.39 (21.0)
3.0 m (9.8 ft)	kg lb			*6,610 *14,570	*6,610 *14,570	*4,820 *10,630	4,170 9,190	3,850 8,490	2,720 6,000	*2,010 *4,430	*2,010 *4,430	6.90 (22.6)
1.5 m (4.9 ft)	kg lb			*7,930 *17,480	7,090 15,630	5,820 12,830	3,940 8,690	3,750 8,270	2,620 5,780	*2,120 *4,670	2,070 4,560	7.06 (23.2)
0.0m 0.0ft	kg lb			*6,750 *14,880	*6,750 *14,880	5,630 12,410	3,770 8,310	3,670 8,090	2,550 5,620	*2,380 *5,250	2,110 4,650	6.89 (22.6)
-1.5 m (-4.9 ft)	kg lb	*4,910 *10,820	*4,910 *10,820	*9,970 *21,980	6,790 14,970	5,570 12,280	3,720 8,200	3,640 8,020	2,520 5,560	*2,910 *6,420	2,340 5,160	(20.9) (19.3)
-3.0 m (-9.8 ft)	kg lb	*8,760 *19,310	*8,760 *19,310	*8,640 *19,050	6,900 15,210	5,620 12,390	3,760 8,290			*4,220 *9,300	2,990 6,590	5.36 (17.6)










HX140A L

LIFTING CAPACITY










 Rating over-front    Rating over-side or 360 degree

HX140A L MONO BOOM










4.60 m (15' 5") boom, 2.50 m (8' 2") arm equipped with 2,400kg counter weight, 600mm (24") Triple grouser shoe and without Dozer.

Lift-point height (m/ft)		Lift-point radius								At max. reach	
		1.5 m (4.9 ft)		3.0 m (9.8 ft)		4.5 m (14.8 ft)		6.0 m (19.7 ft)		Capacity	Reach
											m (ft)
6.0 m (19.7 ft)	kg					*3,670	*3,670			*2,180	5.42
	lb					*8,090	*8,090			*4,810	(17.8)
4.5 m (14.8 ft)	kg					*3,930	*3,930	*3,210	2,790	*2,020	6.39
	lb					*8,660	*8,660	*7,080	6,150	*4,450	(21.0)
3.0 m (9.8 ft)	kg			*6,610	*6,610	*4,820	4,180	4,060	2,730	*2,010	6.90
	lb			*14,570	*14,570	*10,630	9,220	8,950	6,020	*4,430	(22.6)
1.5 m (4.9 ft)	kg			*7,930	7,120	*5,900	3,950	3,960	2,630	*2,120	7.06
	lb			*17,480	15,700	*13,010	8,710	8,730	5,800	*4,670	(23.2)
0.0m (0.0ft)	kg			*6,750	*6,750	*5,950	3,790	3,870	2,560	*2,380	6.89
	lb			*14,880	*14,880	13,120	8,360	8,530	5,640	*5,250	(22.6)
-1.5 m (-4.9 ft)	kg	*4,910	*4,910	*9,970	6,820	5,880	3,730	3,850	2,530	*2,910	6.36
	lb	*10,820	*10,820	*21,980	15,040	12,960	8,220	8,490	5,580	*6,420	(20.9)
-3.0 m (-9.8 ft)	kg	*8,760	*8,760	*8,640	6,920	*5,860	3,780			*4,220	5.36
	lb	*19,310	*19,310	*19,050	15,260	*12,920	8,330			*9,300	(17.6)

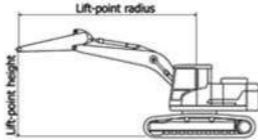
4.60 m (15' 5") boom, 2.50 m (8' 2") arm equipped with 2,400kg counter weight, 600mm (24") Triple grouser shoe and with Dozer up.

Lift-point height (m/ft)		Lift-point radius								At max. reach	
		1.5 m (4.9 ft)		3.0 m (9.8 ft)		4.5 m (14.8 ft)		6.0 m (19.7 ft)		Capacity	Reach
											m (ft)
6.0 m (19.7 ft)	kg					*3,670	*3,670			*2,180	5.42
	lb					*8,090	*8,090			*4,810	(17.8)
4.5 m (14.8 ft)	kg					*3,930	*3,930	*3,210	2,920	*2,020	6.39
	lb					*8,660	*8,660	*7,080	6,440	*4,450	(21.0)
3.0 m (9.8 ft)	kg			*6,610	*6,610	*4,820	4,370	4,030	2,860	*2,010	6.90
	lb			*14,570	*14,570	*10,630	9,630	8,880	6,310	*4,430	(22.6)
1.5 m (4.9 ft)	kg			*7,930	7,460	*5,900	4,140	3,930	2,770	*2,120	7.06
	lb			*17,480	16,450	*13,010	9,130	8,660	6,110	*4,670	(23.2)
0.0m (0.0ft)	kg			*6,750	*6,750	*5,900	3,980	3,850	2,690	*2,380	6.89
	lb			*14,880	*14,880	13,010	8,770	8,490	5,930	*5,250	(22.6)
-1.5 m (-4.9 ft)	kg	*4,910	*4,910	*9,970	7,160	5,840	3,920	3,820	2,670	*2,910	6.36
	lb	*10,820	*10,820	*21,980	15,790	12,870	8,640	8,420	5,890	*6,420	(20.9)
-3.0 m (-9.8 ft)	kg	*8,760	*8,760	*8,640	7,270	*5,860	3,970			*4,220	5.36
	lb	*19,310	*19,310	*19,050	16,030	*12,920	8,750			*9,300	(17.6)

4.60 m (15' 5") boom, 2.50 m (8' 2") arm equipped with 2,400kg counter weight, 600mm (24") Triple grouser shoe and with Dozer down.

Lift-point height (m/ft)		Lift-point radius								At max. reach	
		1.5 m (4.9 ft)		3.0 m (9.8 ft)		4.5 m (14.8 ft)		6.0 m (19.7 ft)		Capacity	Reach
											m (ft)
6.0 m (19.7 ft)	kg					*3,670	*3,670			*2,180	5.42
	lb					*8,090	*8,090			*4,810	(17.8)
4.5 m (14.8 ft)	kg					*3,930	*3,930	*3,210	3,170	*2,020	6.39
	lb					*8,660	*8,660	*7,080	6,990	*4,450	(21.0)
3.0 m (9.8 ft)	kg			*6,610	*6,610	*4,820	4,770	*4,140	3,110	*2,010	6.90
	lb			*14,570	*14,570	*10,630	10,520	*9,130	6,860	*4,430	(22.6)
1.5 m (4.9 ft)	kg			*7,930	*7,930	*5,900	4,530	*4,590	3,010	*2,120	7.06
	lb			*17,480	*17,480	*13,010	9,990	*10,120	6,640	*4,670	(23.2)
0.0m (0.0ft)	kg			*6,750	*6,750	*6,630	4,370	*4,920	2,930	*2,380	6.89
	lb			*14,880	*14,880	*14,620	9,630	*10,850	6,460	*5,250	(22.6)
-1.5 m (-4.9 ft)	kg	*4,910	*4,910	*9,970	8,000	*6,700	4,310	*4,830	2,910	*2,910	6.36
	lb	*10,820	*10,820	*21,980	17,640	*14,770	9,500	*10,650	6,420	*6,420	(20.9)
-3.0 m (-9.8 ft)	kg	*8,760	*8,760	*8,640	8,110	*5,860	4,360			*4,220	5.36
	lb	*19,310	*19,310	*19,050	17,880	*12,920	9,610			*9,300	(17.6)










- | 1 | Lifting capacity are based on ISO 10567.
- | 2 | Lifting capacity of HX Series does not exceed 75% of tipping load with the machine on firm, level ground or 87% of full hydraulic capacity.
- | 3 | The Lift-point is bucket pivot mounting pin on the arm(without bucket mass).
- | 4 | (\*) indicates load limited by hydraulic capacity.













 Rating over-front    Rating over-side or 360 degree

HX140A L MONO BOOM

4.60 m (15' 5") boom, 3.00 m (9' 10") arm equipped with 2,100kg counter weight, 600mm (24") Triple grouser shoe and without Dozer.

Lift-point height (m/ft)		Lift-point radius								At max. reach	
		1.5 m (4.9 ft)		3.0 m (9.8 ft)		4.5 m (14.8 ft)		6.0 m (19.7 ft)		Capacity	Reach
											m (ft)
7.5 m (24.6 ft)	kg									*2,440	4.34
	lb									*5,380	(14.2)
6.0 m (19.7 ft)	kg									*2,070	5.91
	lb									*4,560	(19.4)
4.5 m (14.8 ft)	kg					*3,420	*3,420	*3,220	2,690	*1,960	6.81
	lb					*7,540	*7,540	*7,100	5,930	*4,320	(22.4)
3.0 m (9.8 ft)	kg			*5,510	*5,510	*4,340	4,040	*3,830	2,610	*1,980	7.30
	lb			*12,150	*12,150	*9,570	8,910	*8,440	5,750	*4,370	(23.9)
1.5 m (4.9 ft)	kg			*8,570	6,910	*5,510	3,790	3,800	2,500	*2,100	7.44
	lb			*18,890	15,230	*12,150	8,360	8,380	5,510	*4,630	(24.4)
0.0m (0.0ft)	kg			*7,920	6,490	5,690	3,590	3,690	2,410	*2,360	7.28
	lb			*17,460	14,310	12,540	7,910	8,140	5,310	*5,200	(23.9)
-1.5 m (-4.9 ft)	kg	*4,680	*4,680	*9,710	6,380	5,580	3,490	3,640	2,360	*2,870	6.78
	lb	*10,320	*10,320	*21,410	14,070	12,300	7,690	8,020	5,200	*6,330	(22.3)
-3.0 m (-9.8 ft)	kg	*7,710	*7,710	*9,300	6,450	5,600	3,510			3,800	5.86
	lb	*17,000	*17,000	*20,500	14,220	12,350	7,740			8,380	(19.2)
-4.5 m (-14.8 ft)	kg			*6,670	6,670					*4,510	4.24
	lb			*14,700	14,700					*9,940	(13.9)

4.60 m (15' 5") boom, 3.00 m (9' 10") arm equipped with 2,100kg counter weight, 600mm (24") Triple grouser shoe and with Dozer up.

Lift-point height (m/ft)		Lift-point radius								At max. reach		
		1.5 m (4.9 ft)		3.0 m (9.8 ft)		4.5 m (14.8 ft)		6.0 m (19.7 ft)		Capacity		Reach
												m (ft)
7.5 m (24.6 ft)	kg									*2,440	*2,440	4.34
	lb									*5,380	*5,380	(14.2)
6.0 m (19.7 ft)	kg									*2,070	*2,070	5.91
	lb									*4,560	*4,560	(19.4)
4.5 m (14.8 ft)	kg					*3,420	*3,420	*3,220	2,830	*1,960	*1,960	6.81
	lb					*7,540	*7,540	*7,100	6,240	*4,320	*4,320	(22.4)
3.0 m (9.8 ft)	kg			*5,510	*5,510	*4,340	4,230	*3,830	2,750	*1,980	*1,980	7.30
	lb			*12,150	*12,150	*9,570	9,330	*8,440	6,060	*4,370	*4,370	(23.9)
1.5 m (4.9 ft)	kg			*8,570	7,250	*5,510	3,980	3,770	2,640	*2,100	1,910	7.44
	lb			*18,890	15,980	*12,150	8,770	8,310	5,820	*4,630	4,210	(24.4)
0.0 m 0.0 ft	kg			*7,920	6,830	5,650	3,780	3,660	2,540	*2,360	1,940	7.28
	lb			*17,460	15,060	12,460	8,330	8,070	5,600	*5,200	4,280	(23.9)
-1.5 m (-4.9 ft)	kg	*4,680	*4,680	*9,710	6,730	5,540	3,690	3,610	2,490	*2,870	2,120	6.78
	lb	*10,320	*10,320	*21,410	14,840	12,210	8,140	7,960	5,490	*6,330	4,670	(22.3)
-3.0 m (-9.8 ft)	kg	*7,710	*7,710	*9,300	6,790	5,550	3,700			3,770	2,600	5.86
	lb	*17,000	*17,000	*20,500	14,970	12,240	8,160			8,310	5,730	(19.2)
-4.5 m (-14.8 ft)	kg			*6,670	*6,670					*4,510	4,190	4.24
	lb			*14,700	*14,700					*9,940	9,240	(13.9)











HX140A L

LIFTING CAPACITY













HX140A L MONO BOOM











4.60 m (15' 5") boom, 3.00 m (9' 10") arm equipped with 2,400kg counter weight, 600mm (24") Triple grouser shoe and without Dozer.

Lift-point height (m/ft)		Lift-point radius								At max. reach				
		1.5 m (4.9 ft)		3.0 m (9.8 ft)		4.5 m (14.8 ft)		6.0 m (19.7 ft)		Capacity		Reach		
												m (ft)		
7.5 m (24.6 ft)	kg													
	lb													
6.0 m (19.7 ft)	kg													
	lb													
4.5 m (14.8 ft)	kg													
	lb					*3,420	*3,420	*3,220	2,840	*1,960	*1,980	6.81		
						*7,540	*7,540	*7,100	6,260	*4,320	*4,320	(22.4)		
3.0 m (9.8 ft)	kg													
	lb			*5,510	*5,510	*4,340	4,250	*3,830	2,750	*1,980	*1,980	7.30		
				*12,150	*12,150	*9,570	9,370	*8,440	6,060	*4,370	*4,370	(23.9)		
1.5 m (4.9 ft)	kg													
	lb			*8,570	7,270	*5,510	3,990	3,980	2,640	*2,100	1,920	7.44		
				*18,890	16,030	*12,150	8,800	8,770	5,820	*4,630	4,230	(24.4)		
0.0m 0.0ft	kg													
	lb			*7,920	6,850	5,960	3,790	3,870	2,550	*2,360	1,950	7.28		
				*17,460	15,100	13,140	8,360	8,530	5,620	*5,200	4,300	(23.9)		
-1.5 m (-4.9 ft)	kg													
	lb			*4,680	*4,680	*9,710	6,750	5,850	3,700	3,820	2,500	*2,870	2,130	6.78
				*10,320	*10,320	*21,410	14,880	12,900	8,160	8,420	5,510	*6,330	4,700	(22.3)
-3.0 m (-9.8 ft)	kg													
	lb			*7,710	*7,710	*9,300	6,810	5,870	3,710			3,980	2,610	5.86
				*17,000	*17,000	*20,500	15,010	12,940	8,180			8,770	5,750	(19.2)
-4.5m (-14.8 ft)	kg													
	lb					*6,670	*6,670					*4,510	4,200	4.24
						*14,700	*14,700					*9,940	9,260	(13.9)

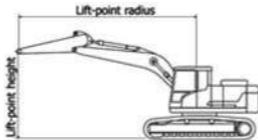
4.60 m (15' 5") boom, 3.00 m (9' 10") arm equipped with 2,400kg counter weight, 600mm (24") Triple grouser shoe and with Dozer up.

Lift-point height (m/ft)		Lift-point radius								At max. reach		
		1.5 m (4.9 ft)		3.0 m (9.8 ft)		4.5 m (14.8 ft)		6.0 m (19.7 ft)		Capacity		Reach
												m (ft)
7.5 m (24.6 ft)	kg											
	lb											
6.0 m (19.7 ft)	kg											
	lb											
4.5 m (14.8 ft)	kg					*3,420	*3,420	*3,220	2,970	*1,960	*1,960	6.81
	lb					*7,540	*7,540	*7,100	6,550	*4,320	*4,320	(22.4)
3.0 m (9.8 ft)	kg			*5,510	*5,510	*4,340	*4,340	*3,830	2,890	*1,980	*1,980	7.30
	lb			*12,150	*12,150	*9,570	*9,570	*8,440	6,370	*4,370	*4,370	(23.9)
1.5 m (4.9 ft)	kg			*8,570	7,620	*5,510	4,190	3,950	2,780	*2,100	2,030	7.44
	lb			*18,890	16,800	*12,150	9,240	8,710	6,130	*4,630	4,480	(24.4)
0.0m 0.0ft	kg			*7,920	7,200	5,920	3,990	3,840	2,680	*2,360	2,050	7.28
	lb			*17,460	15,870	13,050	8,800	8,470	5,910	*5,200	4,520	(23.9)
-1.5 m (-4.9 ft)	kg	*4,680	*4,680	*9,710	7,090	5,810	3,900	3,790	2,640	*2,870	2,250	6.78
	lb	*10,320	*10,320	*21,410	15,630	12,810	8,600	8,360	5,820	*6,330	4,960	(22.3)
-3.0 m (-9.8 ft)	kg	*7,710	*7,710	*9,300	7,160	5,820	3,910			3,950	2,750	5.86
	lb	*17,000	*17,000	*20,500	15,790	12,830	8,620			8,710	6,060	(19.2)
-4.5m (-14.8 ft)	kg			*6,670	*6,670					*4,510	4,410	4.24
	lb			*14,700	*14,700					*9,940	9,720	(13.9)

4.60 m (15' 5") boom, 3.00 m (9' 10") arm equipped with 2,400kg counter weight, 600mm (24") Triple grouser shoe and with Dozer down.









Lift-point height (m/ft)		Lift-point radius								At max. reach																																																																																																																																																																																																																																																																																																																																																																																																																																																																																																																																																																																																																																																																																																																																																																																																																																																																																																																																																																																																																																																																																																																																																																																																																																																																																																							
		1.5 m (4.9 ft)		3.0 m (9.8 ft)		4.5 m (14.8 ft)		6.0 m (19.7 ft)		Capacity		Reach																																																																																																																																																																																																																																																																																																																																																																																																																																																																																																																																																																																																																																																																																																																																																																																																																																																																																																																																																																																																																																																																																																																																																																																																																																																																																																					
												m (ft)																																																																																																																																																																																																																																																																																																																																																																																																																																																																																																																																																																																																																																																																																																																																																																																																																																																																																																																																																																																																																																																																																																																																																																																																																																																																																																					
7.5 m (24.6 ft)	kg																																																																																																																																																																																																																																																																																																																																																																																																																																																																																																																																																																																																																																																																																																																																																																																																																																																																																																																																																																																																																																																																																																																																																																																																																																																																																																																

- 1 | Lifting capacity are based on ISO 10567.
- 2 | Lifting capacity of HX Series does not exceed 75% of tipping load with the machine on firm, level ground or 87% of full hydraulic capacity.
- 3 | The Lift-point is bucket pivot mounting pin on the arm(without bucket mass).
- 4 | (\*) indicates load limited by hydraulic capacity.











HX140A L 2-PIECE BOOM









4.90 m (16' 1") boom, 2.10 m (6' 11") arm equipped with 2,400kg counter weight, 600mm (24") Triple grouser shoe and without Dozer.

Lift-point height (m/ft)		Lift-point radius						At max. reach				
		3.0 m (9.8 ft)		4.5 m (14.8 ft)		6.0 m (19.7 ft)		Capacity		Reach		
										m (ft)		
7.5 m (24.6 ft)	kg											
	lb											
6.0 m (19.7 ft)	kg			*3,480	*3,480					*4,050	*4,050	3.64
	lb			*7,670	*7,670					*8,930	*8,930	(12.0)
4.5 m (14.8 ft)	kg			*3,850	*3,850	*3,680	2,780			*3,600	3,260	5.43
	lb			*8,490	*8,490	*8,110	6,130			*7,940	7,190	(17.8)
3.0 m (9.8 ft)	kg			*4,800	4,110	*3,990	2,700			*7,300	5,490	6.40
	lb			*10,580	9,060	*8,800	5,950			3,260	2,170	(21.0)
1.5 m (4.9 ft)	kg			*5,860	3,850	3,950	2,590			7,190	4,780	6.91
	lb			*12,920	8,490	8,710	5,710			7,190	4,780	(22.7)
0.0m (0.0ft)	kg			5,890	3,700	3,860	2,520			3,180	2,090	7.07
	lb			12,990	8,160	8,510	5,560			3,180	2,090	(23.2)
-1.5 m (-4.9 ft)	kg	*7,680	6,740	5,860	3,670	3,840	2,500			7,010	4,610	6.90
	lb	*16,930	14,860	12,920	8,090	8,470	5,510			7,010	4,610	(22.6)
-3.0 m (-9.8 ft)	kg			*5,890	3,740					3,550	2,320	6.37
	lb			*12,990	8,250					7,830	5,110	(20.9)

4.90 m (16' 1") boom, 2.10 m (6' 11") arm equipped with 2,400kg counter weight, 600mm (24") Triple grouser shoe and with Dozer up.

Lift-point height (m/ft)		Lift-point radius						At max. reach		
		3.0 m (9.8 ft)		4.5 m (14.8 ft)		6.0 m (19.7 ft)		Capacity		Reach
										m (ft)
7.5 m (24.6 ft)	kg lb							*4,050 *8,930	*4,050 *8,930	3.64 (12.0)
6.0 m (19.7 ft)	kg lb			*3,480 *7,670	*3,480 *7,670			*3,600 *7,940	3,410 7,520	5.43 (17.8)
4.5 m (14.8 ft)	kg lb			*3,850 *8,490	*3,850 *8,490	*3,680 *8,110	2,920 6,440	*3,310 *7,300	2,620 5,780	6.40 (21.0)
3.0 m (9.8 ft)	kg lb			*4,800 *10,580	4,300 9,480	*3,990 *8,800	2,830 6,240	3,230 7,120	2,280 5,030	6.91 (22.7)
1.5 m (4.9 ft)	kg lb			*5,860 *12,920	4,050 8,930	3,920 8,640	2,730 6,020	3,080 6,790	2,160 4,760	7.07 (23.2)
0.0m 0.0ft	kg lb			5,850 12,990	3,900 8,600	3,830 8,440	2,650 5,840	3,150 6,940	2,200 4,850	6.90 (22.6)
-1.5 m (-4.9 ft)	kg lb	*7,680 *16,930	7,080 15,610	5,810 12,920	3,860 8,510	3,820 8,420	2,630 5,800	3,520 7,760	2,450 5,400	6.37 (20.9)
-3.0 m (-9.8 ft)	kg lb			*5,890 *12,990	3,930 8,660					

4.90 m (16' 1") boom, 2.10 m (6' 11") arm equipped with 2,400kg counter weight, 600mm (24") Triple grouser shoe and with Dozer down.

Lift-point height (m/ft)		Lift-point radius						At max. reach		
		3.0 m (9.8 ft)		4.5 m (14.8 ft)		6.0 m (19.7 ft)		Capacity		Reach
										m (ft)
7.5 m (24.6 ft)	kg lb							*4,050 *8,930	*4,050 *8,930	3.64 (12.0)
6.0 m (19.7 ft)	kg lb			*3,480 *7,670	*3,480 *7,670			*3,600 *7,940	*3,600 *7,940	5.43 (17.8)
4.5 m (14.8 ft)	kg lb			*3,850 *8,490	*3,850 *8,490	*3,680 *8,110	3,170 6,990	*3,310 *7,300	2,840 6,260	6.40 (21.0)
3.0 m (9.8 ft)	kg lb			*4,800 *10,580	*4,700 10,360	*3,990 *8,800	3,090 6,810	*3,280 *7,230	2,480 5,470	6.91 (22.7)
1.5 m (4.9 ft)	kg lb			*5,860 *12,920	4,440 9,790	*4,450 *9,810	2,980 6,570	*3,420 *7,540	2,360 5,200	7.07 (23.2)
0.0 m 0.0 ft)	kg lb			*6,510 *14,350	4,290 9,460	*4,800 *10,580	2,900 6,390	*3,780 *8,330	2,410 5,310	6.90 (22.6)
-1.5 m (-4.9 ft)	kg lb	*7,680 *16,930	*7,680 *16,930	*6,570 *14,480	4,250 9,370	*4,790 *10,560	2,880 6,350	*4,410 *9,720	2,680 5,910	6.37 (20.9)
-3.0 m (-9.8 ft)	kg lb			*5,890 *12,990	4,330 9,550					













HX140A L

LIFTING CAPACITY









 Rating over-front    Rating over-side or 360 degree

HX140A L 2-PIECE BOOM









4.90 m (16' 1") boom, 2.50 m (8' 2") arm equipped with 2,400kg counter weight, 600mm (24") Triple grouser shoe and without Dozer.

Lift-point height (m/ft)		Lift-point radius										At max. reach	
		1.5 m (4.9 ft)		3.0 m (9.8 ft)		4.5 m (14.8 ft)		6.0 m (19.7 ft)		7.5 m (24.6 ft)		Capacity	
													
7.5 m (24.6 ft)	kg					*2,590	*2,590					*2,100	*2,100
	lb					*5,710	*5,710					*4,630	*4,630
6.0 m (19.7 ft)	kg							*2,320	*2,240			*1,780	*1,780
	lb							*5,110	*4,940			*3,920	*3,920
4.5 m (14.8 ft)	kg					*2,810	*2,810	*2,800	2,820			*1,680	*1,680
	lb					*6,190	*6,190	*6,170	6,220			*3,700	*3,700
3.0 m (9.8 ft)	kg			*5,220	*5,220	*3,750	*3,750	*3,200	2,740	*1,940	1,670	*1,700	1,640
	lb			*11,510	*11,510	*8,270	*8,270	*7,050	6,040	*4,280	3,680	*3,750	3,620
1.5 m (4.9 ft)	kg			*6,320	*6,320	*4,900	3,620	3,690	2,620	2,580	1,610	*1,810	1,530
	lb			*13,930	*13,930	*10,800	7,980	8,140	5,780	5,690	3,550	*3,990	3,370
0.0 m (0.0 ft)	kg			*5,180	*5,180	5,580	3,380	3,560	2,530	*2,320	1,560	*2,040	1,550
	lb			*11,420	*11,420	12,300	7,450	7,850	5,580	*5,110	3,440	*4,500	3,420
-1.5 m (-4.9 ft)	kg	*3,750	*3,750	*7,380	6,180	5,460	3,280	3,500	2,480			*2,480	1,700
	lb	*8,270	*8,270	*16,270	13,620	12,040	7,230	7,720	5,470			*5,470	3,750
-3.0 m (-9.8 ft)	kg			*8,970	6,270	5,490	3,300	3,530	2,180			*3,480	2,090
	lb			*19,780	13,820	12,100	7,280	7,780	4,810			7,450	4,610

4.90 m (16' 1") boom, 2.50 m (8' 2") arm equipped with 2,400kg counter weight, 600mm (24") Triple grouser shoe and with Dozer up.

Lift-point height (m/ft)		Lift-point radius						At max. reach	
		3.0 m (9.8 ft)		4.5 m (14.8 ft)		6.0 m (19.7 ft)		Capacity	
									
7.5 m (24.6 ft)	kg							*3,060	*3,060
	lb							*6,750	*6,750
6.0 m (19.7 ft)	kg			*3,050	*3,050			*2,500	*2,500
	lb			*6,720	*6,720			*5,510	*5,510
4.5 m (14.8 ft)	kg			*3,460	*3,460	*3,360	2,940	*2,310	*2,310
	lb			*7,630	*7,630	*7,410	6,480	*5,090	*5,090
3.0 m (9.8 ft)	kg			*4,430	4,340	*3,730	2,840	*2,270	2,080
	lb			*9,770	9,570	*8,220	6,260	*5,000	4,590
1.5 m (4.9 ft)	kg			*5,550	4,060	3,910	2,720	*2,350	1,970
	lb			*12,240	8,950	8,620	6,000	*5,180	4,340
0.0 m (0.0 ft)	kg	*3,760	*3,760	5,830	3,870	3,810	2,620	*2,560	2,000
	lb	*8,290	*8,290	12,850	8,530	8,400	5,780	*5,640	4,410
-1.5 m (-4.9 ft)	kg	*7,010	6,970	5,760	3,810	3,770	2,590	*2,980	2,200
	lb	*15,450	15,370	12,700	8,400	8,310	5,710	*6,570	4,850
-3.0 m (-9.8 ft)	kg	*9,000	7,090	5,810	3,850			*3,900	2,710
	lb	*19,840	15,630	12,810	8,490			*8,600	5,970

4.90 m (16' 1") boom, 2.50 m (8' 2") arm equipped with 2,400kg counter weight, 600mm (24") Triple grouser shoe and with Dozer down.

Lift-point height (m/ft)		Lift-point radius						At max. reach	
		3.0 m (9.8 ft)		4.5 m (14.8 ft)		6.0 m (19.7 ft)		Capacity	
									
7.5 m (24.6 ft)	kg							*3,060	*3,060
	lb							*6,750	*6,750
6.0 m (19.7 ft)	kg			*3,050	*3,050			*2,500	*2,500
	lb			*6,720	*6,720			*5,510	*5,510
4.5 m (14.8 ft)	kg			*3,460	*3,460	*3,360	3,190	*2,310	*2,310
	lb			*7,630	*7,630	*7,410	7,030	*5,090	*5,090
3.0 m (9.8 ft)	kg			*4,430	*4,430	*3,730	3,090	*2,270	2,260
	lb			*9,770	*9,770	*8,220	6,810	*5,000	4,980
1.5 m (4.9 ft)	kg			*5,550	4,450	*4,250	2,970	*2,350	2,160
	lb			*12,240	9,810	*9,370	6,550	*5,180	4,760
0.0 m (0.0 ft)	kg	*3,760	*3,760	*6,330	4,270	*4,670	2,870	*2,560	2,190
	lb	*8,290	*8,290	*13,960	9,410	*10,300	6,330	*5,640	4,830
-1.5 m (-4.9 ft)	kg	*7,010	*7,010	*6,560	4,200	*4,800	2,830	*2,980	2,410
	lb	*15,450	*15,450	*14,460	9,260	*10,580	6,240	*6,570	5,310
-3.0 m (-9.8 ft)	kg	*9,000	7,940	*6,130	4,250			*3,900	2,960
	lb	*19,840	17,500	*13,510	9,370			*8,600	6,530

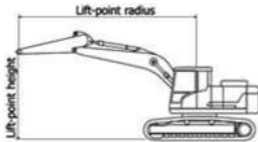
- 1 |

Lifting capacity are based on ISO 10567.
- 2 |

Lifting capacity of HX Series does not exceed 75% of tipping load with the machine on firm, level ground or 87% of full hydraulic capacity.
- 3 |

The Lift-point is bucket pivot mounting pin on the arm(without bucket mass).
- 4 |











(\*) indicates load limited by hydraulic capacity.











 Rating over-front    Rating over-side or 360 degree

HX140A L HW MONO BOOM

4.60 m (15' 5") boom, 2.10 m (6' 11") arm equipped with 2,100kg counter weight, 800mm (32") Triple grouser shoe and without Dozer.

Lift-point height (m/ft)		Lift-point radius								At max. reach	
		1.5 m (4.9 ft)		3.0 m (9.8 ft)		4.5 m (14.8 ft)		6.0 m (19.7 ft)		Capacity	
											
6.0m 19.7ft	kg					*4,130	*4,130			*2,950	*2,950
	lb					*9,110	*9,110			*6,500	*6,500
4.5m 14.8ft	kg					*4,470	*4,470	*2,830	*2,830	*2,820	*2,820
	lb					*9,850	*9,850	*6,240	*6,240	*6,220	*6,220
3.0m 9.8ft	kg			*8,080	*8,080	*5,390	4,720	*4,460	3,120	*2,900	2,790
	lb			*17,810	*17,810	*11,880	10,410	*9,830	6,880	*6,390	6,150
1.5m 4.9ft	kg					*6,340	4,520	4,530	3,040	*3,190	2,670
	lb					*13,980	9,960	9,990	6,700	*7,030	5,890
0.0m 0.0ft	kg			*7,630	*7,630	*6,790	4,400	4,470	2,990	*3,780	2,780
	lb			*16,820	*16,820	*14,970	9,700	9,850	6,590	*8,330	6,130
-1.5m -4.9ft	kg	*6,850	*6,850	*9,530	8,070	*6,500	4,390			4,850	3,220
	lb	*15,100	*15,100	*21,010	17,790	*14,330	9,680			10,690	7,100
-3.0m -9.8ft	kg			*7,450	*7,450					*4,980	4,610
	lb			*16,420	*16,420					*10,980	10,160

4.60 m (15' 5") boom, 2.10 m (6' 11") arm equipped with 2,400kg counter weight, 800mm (32") Triple grouser shoe and with Dozer up.

Lift-point height (m/ft)		Lift-point radius						At max. reach	
		1.5 m (4.9 ft)		3.0 m (9.8 ft)		4.5 m (14.8 ft)		Capacity	
									
6.0m 19.7ft	kg					*4,130	*4,130		*2,950
	lb					*9,110	*9,110		*6,500
4.5m 14.8ft	kg					*4,470	*4,470	*2,830	*2,820
	lb					*9,850	*9,850	*6,240	*6,220
3.0m 9.8ft	kg			*8,080	*8,080	*5,390	4,940	*4,460	3,270
	lb			*17,810	*17,810	*11,880	10,890	*9,830	7,210
1.5m 4.9ft	kg					*6,340	4,730	4,710	3,190
	lb					*13,980	10,430	10,380	7,030
0.0m 0.0ft	kg			*7,630	*7,630	*6,790	4,610	4,650	3,140
	lb			*16,820	*16,820	*14,970	10,160	10,250	6,920
-1.5m -4.9ft	kg	*6,850	*6,850	*9,530	8,450	*6,500	4,600		*4,900
	lb	*15,100	*15,100	*21,010	18,630	*14,330	10,140		*10,800
-3.0m -9.8ft	kg			*7,450	*7,450				*4,980
	lb			*16,420	*16,420				*10,980

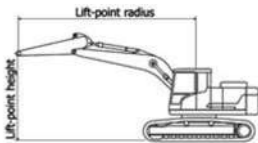
- 1 |

Lifting capacity are based on ISO 10567.
- 2 |

Lifting capacity of HX Series does not exceed 75% of tipping load with the machine on firm, level ground or 87% of full hydraulic capacity.
- 3 |



The Lift-point is bucket pivot mounting pin on the arm(without bucket mass).
- 4 |

(\*) indicates load limited by hydraulic capacity.













HX140A L

LIFTING CAPACITY











 Rating over-front    Rating over-side or 360 degree

HX140A L HW MONO BOOM

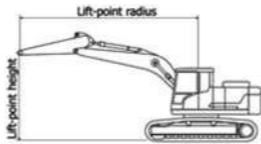
4.60 m (15' 5") boom, 2.50 m (8' 2") arm equipped with 2,100kg counter weight, 800mm (32") Triple grouser shoe and with Dozer down.

Lift-point height (m/ft)		Lift-point radius								At max. reach		
		1.5 m (4.9 ft)		3.0 m (9.8 ft)		4.5 m (14.8 ft)		6.0 m (19.7 ft)		Capacity		Reach
												m (ft)
7.5m	kg									*2,580	*2,580	4.06
24.6ft	lb									*5,690	*5,690	(13.3)
6.0m	kg					*3,660	*3,660			*2,130	*2,130	5.64
19.7ft	lb					*8,070	*8,070			*4,700	*4,700	(18.5)
4.5m	kg					*4,060	*4,060	*3,460	3,200	*2,010	*2,010	6.51
14.8ft	lb					*8,950	*8,950	*7,630	7,050	*4,430	*4,430	(21.4)
3.0m	kg			*7,180	*7,180	*5,020	4,760	*4,220	3,130	*2,020	*2,020	6.96
9.8ft	lb			*15,830	*15,830	*11,070	10,490	*9,300	6,900	*4,450	*4,450	(22.8)
1.5m	kg			*6,940	*6,940	*6,080	4,530	4,520	3,030	*2,150	*2,150	7.05
4.9ft	lb			*15,300	*15,300	*13,400	9,990	9,960	6,680	*4,740	*4,740	(23.1)
0.0m	kg			*7,140	*7,140	*6,690	4,390	4,450	2,960	*2,450	*2,450	6.82
0.0ft	lb			*15,740	*15,740	*14,750	9,680	9,810	6,530	*5,400	*5,400	(22.4)
-1.5m	kg	*5,530	*5,530	*9,910	7,990	*6,620	4,350	4,440	2,950	*3,060	2,830	6.22
-4.9ft	lb	*12,190	*12,190	*21,850	17,610	*14,590	9,590	9,790	6,500	*6,750	6,240	(20.4)
-3.0m	kg			*8,220	8,130	*5,530	4,420			*4,540	3,730	5.11
-9.8ft	lb			*18,120	17,920	*12,190	9,740			*10,010	8,220	(16.8)

4.60 m (15' 5") boom, 2.50 m (8' 2") arm equipped with 2,400kg counter weight, 800mm (32") Triple grouser shoe.

Lift-point height (m/ft)		Lift-point radius								At max. reach		
		1.5 m (4.9 ft)		3.0 m (9.8 ft)		4.5 m (14.8 ft)		6.0 m (19.7 ft)		Capacity		Reach
												m (ft)
7.5m	kg									*2,580	*2,580	4.06
24.6ft	lb									*5,690	*5,690	(13.3)
6.0m	kg					*3,660	*3,660			*2,130	*2,130	5.64
19.7ft	lb					*8,070	*8,070			*4,700	*4,700	(18.5)
4.5m	kg					*4,060	*4,060	*3,460	3,350	*2,010	*2,010	6.51
14.8ft	lb					*8,950	*8,950	*7,630	7,390	*4,430	*4,430	(21.4)
3.0m	kg			*7,180	*7,180	*5,020	4,970	*4,220	3,270	*2,020	*2,020	6.96
9.8ft	lb			*15,830	*15,830	*11,070	10,960	*9,300	7,210	*4,450	*4,450	(22.8)
1.5m	kg			*6,940	*6,940	*6,080	4,740	*4,660	3,180	*2,150	*2,150	7.05
4.9ft	lb			*15,300	*15,300	*13,400	10,450	*10,270	7,010	*4,740	*4,740	(23.1)
0.0m	kg			*7,140	*7,140	*6,690	4,600	4,630	3,110	*2,450	*2,450	6.82
0.0ft	lb			*15,740	*15,740	*14,750	10,140	10,210	6,860	*5,400	*5,400	(22.4)
-1.5m	kg	*5,530	*5,530	*9,910	8,370	*6,620	4,560	4,620	3,100	*3,060	2,970	6.22
-4.9ft	lb	*12,190	*12,190	*21,850	18,450	*14,590	10,050	10,190	6,830	*6,750	6,550	(20.4)
-3.0m	kg			*8,220	*8,220	*5,530	4,630			*4,540	3,910	5.11
-9.8ft	lb			*18,120	*18,120	*12,190	10,210			*10,010	8,620	(16.8)











- | 1 | Lifting capacity are based on ISO 10567.
- | 2 | Lifting capacity of HX Series does not exceed 75% of tipping load with the machine on firm, level ground or 87% of full hydraulic capacity.
- | 3 | The Lift-point is bucket pivot mounting pin on the arm(without bucket mass).
- | 4 | (\*) indicates load limited by hydraulic capacity.













 Rating over-front    Rating over-side or 360 degree

HX140A L HW MONO BOOM

4.60 m (15' 5") boom, 3.00 m (9' 10") arm equipped with 2,100kg counter weight, 800mm (32") Triple grouser shoe.

Lift-point height (m/ft)		Lift-point radius								At max. reach		
		1.5 m (4.9 ft)		3.0 m (9.8 ft)		4.5 m (14.8 ft)		6.0 m (19.7 ft)		Capacity		Reach
												m (ft)
7.5m	kg					*2,690	*2,690			*2,330	*2,330	4.70
24.6ft	lb					*5,930	*5,930			*5,140	*5,140	(15.4)
6.0m	kg							*2,310	*2,310	*2,030	*2,030	6.12
19.7ft	lb							*5,090	*5,090	*4,480	*4,480	(20.1)
4.5m	kg					*3,550	*3,550	*3,360	3,240	*1,950	*1,950	6.93
14.8ft	lb					*7,830	*7,830	*7,410	7,140	*4,300	*4,300	(22.7)
3.0m	kg			*6,080	*6,080	*4,550	*4,550	*3,920	3,150	*1,990	*1,990	7.35
9.8ft	lb			*13,400	*13,400	*10,030	*10,030	*8,640	6,940	*4,390	*4,390	(24.1)
1.5m	kg			*9,020	8,340	*5,710	4,570	*4,440	3,040	*2,140	*2,140	7.44
4.9ft	lb			*19,890	18,390	*12,590	10,080	*9,790	6,700	*4,720	*4,720	(24.4)
0.0m	kg			*8,000	7,990	*6,520	4,380	4,440	2,950	*2,430	2,300	7.22
0.0ft	lb			*17,640	17,610	*14,370	9,660	9,790	6,500	*5,360	5,070	(23.7)
-1.5m	kg	*5,170	*5,170	*10,210	7,920	*6,690	4,310	4,400	2,920	*3,010	2,550	6.65
-4.9ft	lb	*11,400	*11,400	*22,510	17,460	*14,750	9,500	9,700	6,440	*6,640	5,620	(21.8)
-3.0m	kg	*8,400	*8,400	*8,970	8,010	*6,030	4,340			*4,450	3,220	5.63
-9.8ft	lb	*18,520	*18,520	*19,780	17,660	*13,290	9,570			*9,810	7,100	(18.5)

4.60 m (15' 5") boom, 3.00 m (9' 10") arm equipped with 2,400kg counter weight, 800mm (32") Triple grouser shoe.

Lift-point height (m/ft)		Lift-point radius								At max. reach		
		1.5 m (4.9 ft)		3.0 m (9.8 ft)		4.5 m (14.8 ft)		6.0 m (19.7 ft)		Capacity		Reach
												m (ft)
7.5m	kg					*2,690	*2,690			*2,330	*2,330	4.70
24.6ft	lb					*5,930	*5,930			*5,140	*5,140	(15.4)
6.0m	kg							*2,310	*2,310	*2,030	*2,030	6.12
19.7ft	lb							*5,090	*5,090	*4,480	*4,480	(20.1)
4.5m	kg					*3,550	*3,550	*3,360	*3,360	*1,950	*1,950	6.93
14.8ft	lb					*7,830	*7,830	*7,410	*7,410	*4,300	*4,300	(22.7)
3.0m	kg			*6,080	*6,080	*4,550	*4,550	*3,920	3,300	*1,990	*1,990	7.35
9.8ft	lb			*13,400	*13,400	*10,030	*10,030	*8,640	7,280	*4,390	*4,390	(24.1)
1.5m	kg			*9,020	8,720	*5,710	4,780	*4,440	3,190	*2,140	*2,140	7.44
4.9ft	lb			*19,890	19,220	*12,590	10,540	*9,790	7,030	*4,720	*4,720	(24.4)
0.0m	kg			*8,000	*8,000	*6,520	4,600	4,620	3,100	*2,430	2,420	7.22
0.0ft	lb			*17,640	*17,640	*14,370	10,140	10,190	6,830	*5,360	5,340	(23.7)
-1.5m	kg	*5,170	*5,170	*10,210	8,300	*6,690	4,520	4,580	3,060	*3,010	2,680	6.65
-4.9ft	lb	*11,400	*11,400	*22,510	18,300	*14,750	9,960	10,100	6,750	*6,640	5,910	(21.8)
-3.0m	kg	*8,400	*8,400	*8,970	8,390	*6,030	4,560			*4,450	3,380	5.63
-9.8ft	lb	*18,520	*18,520	*19,780	18,500	*13,290	10,050			*9,810	7,450	(18.5)

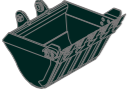






- | 1 | Lifting capacity are based on ISO 10567.
- | 2 |

HX140A L

BUCKET SELECTION GUIDE & DIGGING FORCE

BUCKETS

All buckets are welded with high-strength steel.

						
SAE Heaped m³ (yd³)	0.51 (0.67)	0.59 (0.77)	0.64 (0.84)	◆ 0.67 (0.88)	◆ 0.74 (0.97)	0.50 (0.65) 0.61 (0.80)

Capacity m³ (yd³)		Width mm (in)		Weight kg (lb)	Tooth EA	Recommendation mm (ft.in)				
SAE Heaped	CECE Heaped	Without Side Cutters	With Side Cutters			4,600 (15' 1") Mono Boom			4,900 (16' 1") 2PC Boom	
						2,100 (6' 11") Arm	2,500 (8' 2") Arm	3,000 (9' 10") Arm	2,100 (6' 11") Arm	2,500 (8' 2") Arm
Counterweight						2,100kg			-	
0.51 (0.67)	0.45 (0.59)	865 (34.1")	995 (39.2")	395 (870)	5	●	●	●	-	-
0.59 (0.77)	0.51 (0.67)	955 (37.6")	1,085 (42.7")	415 (910)	5	●	⦿	⦿	-	-
0.64 (0.84)	0.55 (0.72)	1,040 (40.9")	1,170 (46.1")	440 (970)	5	●	⦿	■	-	-
◆ 0.67 (0.88)	0.60 (0.78)	1,110 (43.7")	1,140 (44.9")	550 (1,210)	5	⦿	■	■	-	-
◆ 0.74 (0.97)	0.66 (0.86)	1,210 (47.6")	1,240 (48.8")	595 (1,310)	6	■	▲	▲	-	-
0.50 (0.65)	0.45 (0.59)	760 (29.9")	880 (31.5")	440 (970)	4	●	●	●	-	-
0.61 (0.80)	0.54 (0.71)	915 (36.0")	950 (37.4")	490 (1,080)	5	●	⦿	■	-	-
Counterweight						2,400kg			2,400kg	
0.51 (0.67)	0.45 (0.59)	865 (34.1")	995 (39.2")	395 (870)		●	●	●	●	●
0.59 (0.77)	0.51 (0.67)	955 (37.6")	1,085 (42.7")	415 (910)		●	●	⦿	●	⦿
0.64 (0.84)	0.55 (0.72)	1,040 (40.9")	1,170 (46.1")	440 (970)		●	⦿	⦿	⦿	■
◆ 0.67 (0.88)	0.60 (0.78)	1,110 (43.7")	1,140 (44.9")	550 (1,210)		⦿	⦿	■	■	■
◆ 0.74 (0.97)	0.66 (0.86)	1,210 (47.6")	1,240 (48.8")	595 (1,310)		⦿	■	▲	■	▲
0.50 (0.65)	0.45 (0.59)	760 (29.9")	880 (31.5")	440 (970)		●	●	●	●	●
0.61 (0.80)	0.54 (0.71)	915 (36.0")	950 (37.4")	490 (1,080)		●	⦿	⦿	⦿	■

◆ Hammerless tooth bucket

- : Applicable for materials with density of 2,100 kg/m³ (3,500 lb/yd³) or less
- : Applicable for materials with density of 1,800 kg/m³ (3,000 lb/yd³) or less
- : Applicable for materials with density of 1,500 kg/m³ (2,500 lb/yd³) or less
- ▲ : Applicable for materials with density of 1,200 kg/m³ (2,000 lb/yd³) or less
- : Not Recommended

ATTACHMENT

Booms and arms are welded with a low-stress, full-box section design.  
4.1 m, 4.6 m mono booms & 4.9 m 2-piece boom, 1.9 m, 2.1 m, 2.5 m & 3.0 m arms are available.

DIGGING FORCE

Boom	Length	mm (ft·in)	4,600 (15' 1") Mono Boom			4,900 (16' 1") 2PC Boom		Remark
	Weight	kg (lb)	1,040 (2,290)			1,480 (3,260)		
Arm	Length	mm (ft·in)	2,100 (6' 11")	2,500 (8' 2")	3,000 (9' 10")	2,100 (6' 11")	2,500 (8' 2")	
	Weight	kg (lb)	590 (1,300)	640 (1,410)	680 (1,500)	600 (1,320)	660 (1,460)	
Bucket Digging Force	SAE	kN	94.3 [102.4]	94.3 [102.4]	94.3 [102.4]	95.1 [103.3]	95.1 [103.3]	[ ] : Power Boost
		kgf	9,620 [10,440]	9,620 [10,440]	9,620 [10,440]	9,700 [10,530]	9,700 [10,530]	
		lbf	21,200 [23,020]	21,200 [23,020]	21,200 [23,020]	21,380 [23,210]	21,380 [23,210]	
	ISO	kN	111.4 [121.0]	111.4 [121.0]	111.4 [121.0]	112.4 [122.0]	112.4 [122.0]	
		kgf	11,360 [12,330]	11,360 [12,340]	11,360 [12,330]	11,460 [12,440]	11,460 [12,440]	
		lbf	25,050 [27,190]	25,050 [27,190]	25,040 [27,190]	25,260 [27,430]	25,260 [27,430]	
Arm Crowd Force	SAE	kN	71.8 [77.9]	62.0 [67.4]	57.0 [61.9]	74.7 [81.1]	63.5 [69.0]	
		kgf	7,320 [7,940]	6,320 [6,870]	5,810 [6,310]	7,620 [8,270]	6,480 [7,040]	
		lbf	16,130 [17,510]	13,940 [15,140]	12,810 [13,910]	16,800 [18,230]	14,290 [15,520]	
	ISO	kN	75.1 [81.6]	64.6 [70.1]	59.1 [64.1]	78.3 [84.9]	66.2 [71.9]	
		kgf	7,660 [8,320]	6,590 [7,150]	6,020 [6,540]	7,980 [8,660]	6,750 [7,330]	
		lbf	16,900 [18,340]	14,520 [15,770]	13,280 [14,410]	17,590 [19,090]	14,880 [16,160]	

Note : Boom weight includes arm cylinder, piping, and pin  
Arm weight includes bucket cylinder, linkage, and pin

HX140A L

STANDARD / OPTION

ENGINE	STD	OPT
Cummins F3.8		
Engine Auto Idle	●	
Engine Auto Shutdown Control	●	
Emergency Engine Stop Switch	●	
HYDRAULIC SYSTEM	STD	OPT
Intelligent Power Control (IPC) Upgrade		
3-Power Mode, 2-Work Mode, User Mode	●	
Variable Power Control	●	
Pump Flow Control	●	
Attachment Mode Flow Control		●
Hyundai Bio Hydraulic oil (HBHO)		●
CAB & INTERIOR	STD	OPT
ISO Standard cabin		
Rise-Up Type Windshield Wiper	●	
Radio / USB Player	●	
Handsfree Mobile Phone System with USB	●	
12V Power Outlet (24V DC to 12V DC converter)	●	
Electric Horn	●	
All-Weather Steel Cab with 360° Visibility	●	
Safety glass - Tempered glass	●	
Safety glass - Tempered glass with front laminated glass		●
Sliding Fold-In Front Window	●	
Sliding Side Window (LH)	●	
Lockable Door	●	
Hot & Cool Box	●	
Storage Compartment	●	
Ashtray & Cigar Lighter		●
Transparent Cabin Roof-Cover	●	
Sun Visor	●	
Door And Cab Locks, One Key	●	
Mechanical Suspension Seat With Heater	●	
Pilot-Operated Slidable Joystick	●	
Console Box Height Adjust System	●	
Automatic climate control		
Air Conditioner & Heater	●	
Defroster	●	
Starting Aid (Air Grid Heater) for Cold Weather	●	
Centralized monitoring		
8" LCD Display	●	
Engine Speed or Trip Meter / Accel.	●	
Engine Coolant Temperature Gauge	●	
Max Power	●	
Low Speed / High Speed	●	
Auto Idle	●	
Overload warning with alarm		●
Check Engine	●	
Air Cleaner Clogging	●	
Indicators	●	
ECO Gauges	●	
Fuel Level Gauge	●	
Hyd. Oil Temperature Gauge	●	
Fuel Warmer	●	
Warnings	●	
Communication Error	●	
Low Battery	●	
Clock	●	
Cabin Lights	●	
Cabin Front Window Rain Guard		●
Cabin Roof-Steel Cover		●
Seat		
Adjustable Air Suspension Seat With Heater		●
Cabin FOG (ISO 10262) Level 2		
FOG (Falling Object Protective Structure) · ISO 10262 Level 2		●
Cabin ROPS		
ROPS (Roll Over Protective Structures) · ISO 12117-2	●	

SAFETY	STD	OPT
Lifting Mode	●	
Auto Safety Lock	●	
Seatbelt Warning Alarm	●	
Battery Master Switch	●	
Rear View Camera		●
Rear & Mirror View Camera		●
AAVM (Advanced Around View Monitoring)		●
Four Front Working Lights (2 Boom Mounted, 2 Front Frame Mounted)	●	
Travel Alarm	●	
Rear Work Lamp		●
Beacon Lamp		●
Automatic Swing Brake	●	
Boom Holding System	●	
Arm Holding System	●	
Safety Lock Valve		●
For Boom Cylinder With Overload Warning Device		●
Safety Lock Valve For Arm Cylinder		●
Swing Lock System		●
Three Outside Rearview Mirror	●	
Front Guard - Wire Net		●
Guardrail - Boxing Ring		●

ATTACHMENT	STD	OPT
Booms		
4.6 m, 15' 1" Mono	●	
4.9 m, 16' 1" 2-Piece		●
Arms		
2.1 m, 6' 11"		●
2.5 m, 8' 2"	●	
3.0 m, 9' 10"		●

OTHER	STD	OPT
Fuel Pre-Filter	●	
Fuel Warmer	●	
Pre-Cleaner		●
Coolant Heater		●
Self-Diagnostics System	●	
Hi MATE (Remote Management System)		●
Batteries (2 × 12 V × 72 AH)	●	
Fuel Filler Pump (35 lpm)		●
Single-Acting Piping Kit (Breaker, Etc.)		●
Double-Acting Piping Kit (Clamshell, Etc.)		●
Proportional Auxiliary Hydraulic System		●
2 Way Proportional RCV & Pedal Control Selection		●
Rotating Piping Kit		●
Bucket Line Dividing Kit		●
Air Compressor		●
Quick Coupler Piping		●
Quick Coupler		●
One Pedal Straight Travel System		●
Accumulator For Lowering Work Equipment	●	
Pattern Change Valve (2 Patterns)		●
Fine (Cushion/Free) Swing Control		●
Tool Kit		●

UNDERCARRIAGE	STD	OPT
Lower Frame Under Cover	●	
Track Shoes		
Triple Grousers Shoes (500 mm, 20")		●
Triple Grousers Shoes (600 mm, 24")	●	
Triple Grousers Shoe (700 mm, 28" )		●
Triple Grousers Shoe (700 mm, 28" ) - H/W		●
Triple Grousers Shoe (800 mm, 32" ) - H/W		●
Triple Grousers Shoe (900 mm, 36" ) - H/W Mud Application		●
Track Guard	●	
Full Track Guard - H/W		●

\* Standard and optional equipment may vary. Contact your Hyundai dealer for more information. The machine may vary according to International standards.  
\* The photos may include attachments and optional equipment that are not available in your area.  
\* Materials and specifications are subject to change without advance notice.  
\* All imperial measurements rounded off to the nearest pound or inch.